

# Investec Structured Products Calculus VCT plc

Annual Report & Accounts  
28 February 2015



# Investment Objective

The Company's principal objectives for investors are to:

- invest in a portfolio of Venture Capital Investments and Structured Products that will provide investment returns that are sufficient to allow the Company to maximise annual dividends and pay an interim return either by way of a special dividend or cash offer for shares on or before an interim return date;
- generate sufficient returns from a portfolio of Venture Capital Investments that will provide attractive long-term returns within a tax efficient vehicle beyond an interim return date;
- review the appropriate level of dividends annually to take account of investment returns achieved and future prospects; and
- maintain VCT status to enable qualifying investors to retain their income tax relief of up to 30 per cent. on the initial investment and receive tax-free dividends and capital growth.

Full details of the Company's investment policy can be found on pages 20 and 21 within the Strategic Report.

## Contents

Financial Review	1
Strategic Report	
Chairman's Statement	2
Investment Manager's Review (Qualifying Investments)	4
Investment Manager's Review (Structured Products)	15
Investment Portfolio	18
Other Statutory Information	20
Board of Directors	25
Investment Managers	26
Directors' Report	27
Audit Committee Report	33
Directors' Remuneration Report	34
Directors' Responsibilities Statement	38
Independent Auditor's Report	39
Income Statement	42
Reconciliation of Movements in Shareholders' Funds	44
Balance Sheet	46
Cash Flow Statement	49
Notes to the Accounts	51
Notice of Annual General Meeting	72
Notice of Separate Meeting of the Holders of Ordinary Shares	75
Notice of Separate Meeting of the Holders of C Shares	77
Shareholder Information	79
Glossary of Terms	81
Company Information	82

# Financial Review

## Ordinary Share Fund

	12 Months to 28 February 2015	12 Months to 28 February 2014
<b>Total return</b>		
Total return	(£73,000)	£199,000
Total return per ordinary share	(1.5)p	4.2p
<b>Revenue</b>		
Net loss after tax	(£57,000)	(£44,000)
Revenue return per ordinary share	(1.2)p	(0.9)p
<b>Dividend</b>		
Recommended final dividend	5.25p	5.25p

	As at 28 February 2015	As at 28 February 2014
<b>Assets (investments valued at bid market prices)</b>		
Net assets	£3,148,000	£4,512,000
Net asset value ("NAV") per ordinary share	66.4p	95.2p
<b>Mid market quotation</b>		
Ordinary shares	85.5p	85.5p
Premium/(discount) to NAV	28.8%	(10.2)%

## C Share Fund

	12 Months to 28 February 2015	12 Months to 28 February 2014
<b>Total return</b>		
Total return	£61,000	£47,000
Total return per C share	3.1p	2.4p
<b>Revenue</b>		
Net loss after tax	(£23,000)	(£25,000)
Revenue return per C share	(1.2)p	(1.3)p
<b>Dividend</b>		
Recommended final dividend	4.5p	4.5p

	As at 28 February 2015	As at 28 February 2014
<b>Assets (investments valued at bid market prices)</b>		
Net assets	£1,739,000	£1,765,000
NAV per C share	90.1p	91.4p
<b>Mid market quotation</b>		
C shares	90.0p	90.0p
Discount to NAV	(0.1)%	(1.5)%

# Strategic Report

The Strategic Report has been prepared in accordance with the requirements of Section 414A of the Companies Act 2006 (the "Act"). Its purpose is to inform members of the Company and help them assess how the Directors have performed their legal duty under Section 172 of the Act, to promote the success of the Company.

## Chairman's Statement

I am delighted to present your Company's results for the year ended 28 February 2015. The Investec Structured Products Calculus VCT plc is a tax efficient listed company which aims to address shareholder needs for:

- attractive tax-free dividends;
- a clear strategy for returning capital;
- downside protection through the Structured Products portfolio and investment in lower risk VCT qualifying companies with a high percentage of investments in loan stock and preference shares; and
- low annual management fees.

The Company, which launched in March 2010, is a joint venture between Investec Structured Products (part of Investec Plc) and Calculus Capital Limited, and brings together both Managers' award winning expertise in their respective fields of Structured Products and venture capital.

The majority of investments are in qualifying growth companies of which only a proportion can be invested in loan stocks and redeemable preference shares which generate an income. The remainder of the investments are in Structured Products which do not provide income but generate a capital return. Consequently, the Company has shown a negative revenue return and a positive capital return.

The net asset value per ordinary share was 66.4 pence as at 28 February 2015 compared to 95.2 pence as at 28 February 2014. This is after paying a dividend to ordinary shareholders in July 2014 of 5.25 pence per share and a special dividend of 22.0 pence per share in November 2014, bringing the total cumulative shareholder value to 109.4 pence per ordinary share.

The net asset value per C share was 90.1 pence as at 28 February 2015 compared to 91.4 pence as at 28 February 2014. This is after paying a dividend to C shareholders in 2014 of 4.5 pence per share, bringing total cumulative shareholder value to 103.6 pence per C share.

The net asset values have subsequently decreased to 64.9 pence per ordinary share and 88.2 pence per C share as at 30 April 2015.

## Structured Products Portfolio

Our non-Qualifying Investments are managed by Investec Structured Products. As at 28 February 2015, both the Ordinary Share Fund and the C Share Fund held a portfolio of one Structured Product each based on the FTSE 100 Index. The products differ by duration and counterparty in order to minimise risk and create a diversified portfolio of investments. Up to 20 per cent. of the Structured Products portfolio of the C Share Fund will be able to be invested in other indices besides the FTSE 100 Index.

The Structured Products portfolio continues to perform well. As at 30 April 2015, the FTSE 100 was trading at 6,960.63. This means that while the level of the FTSE 100 will change, if the Structured Products in both the Ordinary Share Fund and C Share Fund were to mature at this level, they would yield the maximum payoff for investors in each share fund.

## Venture Capital Investments

Calculus Capital manages the portfolio of VCT Qualifying Investments made by the Company. During the year, no new Qualifying Investments were made. The Ordinary Share Fund redeemed £150,000 loan stock in MicroEnergy in March 2014, £210,000 in Tollan Energy in July 2014 and £100,000 in Metropolitan in February 2015. The C Share Fund redeemed £45,000 loan stock in Terrain Energy in January 2015 and £50,000 in Metropolitan in February 2015.

An analysis of the Qualifying Investments can be found in the Investment Manager's Review that follows this Statement.

## 2015 Final Dividend

In line with our aim to provide a regular tax-free dividend stream, the Directors are pleased to propose a final dividend of 5.25 pence per ordinary share and 4.5 pence per C share which, subject to shareholder approval, will be paid on 29 July 2015 to shareholders on the register on 26 June 2015. This will take cumulative dividends paid to 48.25 pence per ordinary share and 18 pence per C share.

## Interim Return on Ordinary Shares

Within the Company's original subscription documents dated 3 March 2010, it was stated that the Company's aim with regard to the ordinary shares was to provide investment returns which would allow the Company to provide an interim return of at least 70p per ordinary share by 14 December 2015. In November 2014 the Company paid a special dividend of 22 pence per share, which in addition to the final dividends paid to date brings the total return to 43 pence per ordinary share. As disclosed above, the Board has proposed a final dividend for 2015 of 5.25 pence per share. At this stage, the Board anticipates being in a position to pay a further 21.75 pence to ordinary shareholders by 14 December 2015 in order to meet the target interim return.

## Annual General Meeting

We hope that as many shareholders as possible will attend the Company's Annual General Meeting, which will be held at 11.00 am on Tuesday, 21 July 2015 at the offices of Investec Structured Products, 2 Gresham Street, London, EC2V 7QP.

## Outlook

We believe that the Company's strategy, in respect of both its Structured Products portfolio and Qualifying Investments portfolio, is proving effective. The success of the Structured Products portfolio, thus far, has provided the basis for tax-free dividend returns to shareholders whilst enabling the construction of a portfolio of Qualifying Investments to generate longer-term returns. The Company achieved its required level of being greater than 70 per cent. invested in Qualifying Investments by 28 February 2014 and has remained above this level thereafter. The level at 28 February 2015 was 82.6 per cent. This calculation covers both the Ordinary Share Fund and the C Share Fund but is calculated for the Company as a whole. The rate of investment in new Qualifying Investments is, therefore, likely to lessen going forward.

We are in an environment of good economic performance, albeit with continued uncertainty in the Eurozone. The economic background is, therefore, more supportive for an uplift in value over time in the qualifying portfolio than it has been hitherto. We believe the portfolio is well placed to take advantage of the recovery going forward. The Investment Manager's 'hands on' style should also help to develop and, in some cases, protect value and contribute to the delivery of future returns to shareholders.

Michael O'Higgins  
Chairman  
12 June 2015

# Strategic Report (continued)

## Investment Manager's Review (Qualifying Investments)

### Investec Structured Products Calculus VCT plc – Investment Manager's Report

Calculus Capital Limited manages the portfolio of Qualifying Investments made by the Company. To maintain its qualifying status as a Venture Capital Trust, the Company needed to be greater than 70 per cent. invested in Qualifying Investments by the end of the relevant third accounting period and to maintain it thereafter. At 28 February 2015, the qualifying percentage for the Company was 82.6 per cent.

During the year under review, the Company made no new Qualifying Investments. The qualifying portfolio showed an increase in value of 2.5 per cent. in the year to 28 February 2015 on a like-for-like basis.

### AnTech Limited (“Antech”) – Ordinary share portfolio

AnTech is a specialist engineering design and manufacturing company providing a range of electro-mechanical products to the upstream oil and gas industry. Founded in 1994, AnTech consists of two divisions:

- Products division which supplies proprietary products for a range of well site applications (including coiled tubing, completion equipment, wireline, drilling and monitoring) worldwide to oil and gas services companies; and
- Coiled Tubing Drilling (“CTD”) Services division which has developed two innovative and proprietary drilling tool strings. Utilising Directional CTD technology, these enable faster, cost effective drilling with a low environmental footprint and are particularly effective in maximising returns from mature oil fields.

After significant testing, the first commercial use of this tool string with Lunedin in France was successfully completed in H2 2014. Results exceeded expectations and negotiations with Saudi Aramco continue (the world's largest oil company) with a view to its use commercially in Saudi Arabia. Following delivery of its first two CTD Services contracts, AnTech will be well placed to develop as an international oil and gas services business with major growth in the coming years. The current low oil price environment is expected to have a mixed impact on the business: the growth rate of the Products division has not yet, but may, slow whilst the CTD Services division, with its emphasis on maximising returns from mature oil fields, is likely to be a beneficiary.

Latest Audited Results	2014 £m	2013 £m	Investment Information	Ordinary Share Fund £'000	C Share Fund £'000
Year ended	31 Aug	31 Aug			
Turnover	2.90	1.62	Total cost	270	–
Operating profit	0.46	0.18	Income recognised in year/period	13	–
Net assets	5.90	5.17	Equity valuation	120	–
			Loan stock valuation	150	–
Valuation basis: Earnings multiple			Total valuation	270	–
			Voting rights*	1.17%	–

\* Other funds managed by Calculus Capital have combined voting rights of 25.6 per cent.

## Brigantes Energy Limited (“Brigantes”) – Ordinary share portfolio

Brigantes and Corfe (details of which follow) were initially intended to be one investment but were split for structural efficiency reasons. They were originally each established to hold certain oil and gas exploration assets and spun out from InfraStrata Plc.

Brigantes acquired an interest in InfraStrata’s Northern Ireland exploration assets. The company currently holds a 47.62 per cent. interest in the two licences but this will reduce to 16.67 per cent. under current farm-out plans. The latest mapping has identified a number of prospects at Sherwood, Collyhurst and Carboniferous levels which indicate the un-risked prospective resource of the licence to be as much as 450 million barrels of recoverable oil. Permission for the licence partners to drill an exploration well has now been confirmed under Permitted Development and all of the environmental approvals and permits to drill have been received. The permitted window for activities on site is between September 2015 and March 2016. It is proposed to drill the well targeting the Woodburn prospect starting in October 2015.

Latest Audited Results	2014 £m	2013 £m	Investment Information	Ordinary Share Fund £'000	C Share Fund £'000
<b>Year ended</b>	<b>31 Jul</b>	<b>31 Jul</b>			
Turnover	0.07	0.09	Total cost	127	–
Pre-tax loss	0.27	0.15	Income recognised in year/period	–	–
Net assets	0.72	0.98	Equity valuation	254	–
Valuation basis: Comparable companies, discounted cash flow			Loan stock valuation	–	–
			Total valuation	254	–
			Voting rights*	3.35%	–

\* Other funds managed by Calculus Capital have combined voting rights of 25.6 per cent.

## Corfe Energy Limited (“Corfe”) – Ordinary share portfolio

Corfe acquired an interest in InfraStrata’s exploration assets in southern England. Work is now underway in Houston on the reprocessing of a merged 3D volume over the 98/11-3 “Coulter” Prospect, adjacent to Wytch Farm. It is hoped this will confirm the high potential of this prospect and enable a farm-out to get a well spudded before the current term of the licence expires on 1 February 2016. Planning permission is in place for the California Quarry-1 well on this prospect and it could be drilled from October 2015 onwards if a farmout is achieved. A well on either of these two prospects would cause the P1918 licence, which contains both prospects, to be renewed for a further 4-year period. The final processing of the new 3D volume over PEDL237 and PL090 has been received and preliminary interpretation by Corfe indicates the presence of a number of closures at Sherwood Sandstone level, at least one of which appears to have the potential for 30 million barrels of oil or greater. The operator has yet to finish its interpretation. PEDL237 and PL090 cover an area of 311 square kilometres and are located in the productive Wessex Basin which also includes the giant Wytch Farm oilfield. PEDL237, in which the bulk of the main prospect lies, expires in June 2015 unless drilling is taking place and discussions will be held with DECC to seek an extension of this deadline.

Latest Audited Results	2014 £m	2013 £m	Investment Information	Ordinary Share Fund £'000	C Share Fund £'000
<b>Year ended</b>	<b>31 Jul</b>	<b>31 Jul</b>			
Turnover	0.07	0.09	Total cost	76	–
Pre-tax loss	0.33	0.24	Income recognised in year/period	–	–
Net assets	1.44	1.76	Equity valuation	152	–
Valuation basis: Comparable companies, discounted cash flow			Loan stock valuation	–	–
			Total valuation	152	–
			Voting rights*	2.0%	–

\* Other funds managed by Calculus Capital have combined voting rights of 27.3 per cent.

## Strategic Report (continued)

### Investment Manager's Review (Qualifying Investments) (continued)

#### Dryden Human Capital Group Limited ("Dryden") – Ordinary and C share portfolio

Dryden is headquartered in the UK and specialises in the actuarial, insurance and compliance recruitment sector across the UK, Europe and the Far East. The group has been through a period of significant change in the year. The company has appointed an Executive Chairman with extensive experience not only in recruitment, but also in change management and business improvement. A firm-wide recruitment and training programme is being initiated and new systems and processes are being put in place for the business to leverage. After a turbulent few years for the company, the business is now establishing a strong platform for growth. The company remains subject to the close attention of Calculus Capital during this period of transformational change.

Latest Audited Results	2014 £m	2013 £m	Investment Information	Ordinary Share Fund £'000	C Share Fund £'000
<b>Year ended</b>	<b>31 Mar</b>	<b>31 Mar</b>			
Turnover	4.0	7.1	Total cost	100	–
Pre-tax loss	1.7	3.6	Income recognised in year/period	–	–
Net assets	(4.0)	(2.3)	Equity valuation	5	–
			Loan stock valuation	–	–
Valuation basis: Last price paid			Total valuation	5	–
			Voting rights*	0.25%	–

\* Other funds managed by Calculus Capital have combined voting rights of 1.9 per cent.

#### Hampshire Cosmetics Limited ("Hampshire") – Ordinary and C share portfolio

Founded in the 1970s, Hampshire is an established company which develops and manufactures a comprehensive range of products covering fragrances, body treatments, skincare and shampoos. The original investment was part of a turnaround led by an experienced management buy-in team. This has progressed well to date, with an improvement in revenue and profitability. In the year ahead the key objectives for the business are to grow and further diversify the revenue base. The company has identified additional opportunities for further product diversification which will be implemented during the coming year.

Latest Audited Results	2014 £m	2013 £m	Investment Information	Ordinary Share Fund £'000	C Share Fund £'000
<b>Year ended</b>	<b>31 Dec</b>	<b>31 Dec</b>			
Turnover	26.0	24.1	Total cost	250	150
Pre tax profit	0.2	0.9	Income recognised in year/period	12	8
Net assets	2.7	2.6	Equity valuation	137	56
			Loan stock valuation	150	100
Valuation basis: Comparable companies and transactions			Total valuation	287	156
			Voting rights*	4.45%	1.81%

\* Other funds managed by Calculus Capital have combined voting rights of 0.9 per cent.



## Horizon Discovery Group Plc (“Horizon”) – C share portfolio

Horizon ‘IPOd’ in 2014 at approximately double our investment cost one year earlier. The group has had a very successful start to the year, including the agreement to acquire Haplogen Genomics GmbH (“Haplogen”) for an initial consideration of £6.0m in cash and shares with further potential earn-out payments up to £3.9m.

Since IPO, the company has signed multiple deals across its whole offering, most recently to act as a core facility to the Tri-Institutional Therapeutics Discovery Institute (“TDI”) and provide single/combination drug profiling followed by confirmatory secondary assay services.

In March, Horizon was awarded up to £652k of funding under the Advanced Manufacturing Supply Chain Initiative to expand its bioproduction research and an additional £747k from the BBSRC and Innovate UK for this area.

The group expects full year 2014 revenues to be ahead of consensus expectations of £11.0 million by approximately 7 per cent., representing growth in excess of 77 per cent. over prior year (year ended 31 December 2013: £6.7 million).

Latest Audited Results	2013 £m	2012 £m	Investment Information	Ordinary Share Fund £’000	C Share Fund £’000
Year ended	31 Dec	31 Dec			
Turnover	6.65	3.86	Total cost	–	50
Pre-tax loss	2.97	5.16	Income recognised in year/period	–	–
Net assets	7.86	4.34	Equity valuation	–	123
			Loan stock valuation	–	–
Valuation basis: AIM listed			Total valuation	–	123
			Voting rights*	–	0.07%

\* Other funds managed by Calculus Capital have combined voting rights of 0.7 per cent.

## Human Race Group Limited (“Human Race”) – Ordinary and C share portfolio

Human Race owns and operates over 60 events in triathlon, cycling, running, duathlon, aquathlon, and open water swimming for over 90,000 participants of all abilities and ages. This makes the business the largest owner and deliverer of mass participation events in the UK. The portfolio of events includes the London Winter Run, Windsor Triathlon, Wiggle Dragon Ride, Run or Dye series, Tour de Yorkshire Ride (alongside ASO (owners of the Tour de France)), Cycletta, the Eton Triathlon Super Sprints, Kingston Breakfast Run, and an off-Road Winter Series.

A greater emphasis is being put on the larger flagship events likely to attract maximum interest and drive growth through larger scale and profit. This is bearing fruit with the launch of the London Winter Run – the largest inaugural 10k run ever in the UK with 14,000 entries in year one. A roll out of the Winter Run concept is now planned throughout the UK and beyond. In addition, an exciting partnership is being forged with ASO with a venture alongside the Tour de Yorkshire (a pro ride over 3 days) and the acquisition of a smaller established sportive called the Lionheart Ride. Other concepts are also being looked at for 2016.

Latest Unaudited Results (group)	2013 £m	2012 £m	Investment Information	Ordinary Share Fund £’000	C Share Fund £’000
Year ended	31 Dec	31 Dec			
Turnover	2.6	2.3	Total cost	300	150
Pre-tax loss	0.5	0.5	Income recognised in year/period	–	–
Net assets	1.8	2.3	Equity valuation	100	50
			Loan stock valuation	200	100
Valuation basis: Comparable companies and transactions			Total valuation	300	150
			Voting rights*	1.93%	0.97%

\* Other funds managed by Calculus Capital have combined voting rights of 38.7 per cent.

# Strategic Report (continued)

## Investment Manager's Review (Qualifying Investments) (continued)

### Lime Technology Limited ("Lime Technology") – Ordinary share portfolio

2014 was a challenging year for low carbon-based building materials manufacturer Lime Technology. Some management changes were implemented and a new turnaround specialist was put in place. Since his appointment, costs have been cut (including a renegotiation and reduction of rent), the sales force has been strengthened, margins have increased and management are now in a better position to bring the company into profitability in 2015. The company raised new funds in February 2015 to fund operational improvements and working capital. Since the year end, the loan facility has been renegotiated and a new loan facility has been entered into. The company has met its first interest obligation on the new loan.

Latest Unaudited Results (group)	2014 £'000	2013 £'000	Investment Information	Ordinary Share Fund £'000	C Share Fund £'000
<b>Year ended</b>	<b>31 Oct</b>	<b>31 Oct</b>			
Turnover	5.84	3.89	Total cost	307	–
Pre-tax loss	1.21	5.76	Income recognised in year/period	–	–
Net assets	(1.79)	(0.83)	Equity valuation	2	–
			Loan stock valuation	188	–
Valuation basis: Cost			Total valuation	189	–
			Voting rights*	0.07%	–

\* Other funds managed by Calculus Capital have combined voting rights of 1.29 per cent.

### Metropolitan Safe Custody Services Limited ("Metropolitan") – Ordinary and C share portfolio

Metropolitan runs two safe custody sites, one in Knightsbridge, the other in St. Johns Wood. These profitable, stable businesses serve several thousand customers, providing access to the vaults seven days a week. During the year to 30 June 2014, the company launched a business (Metropolitan Gold) to facilitate the buying of gold bars and coins via a partner. Metropolitan is undergoing an extensive refurbishment programme and increasing capacity (storage, lock facilities, entry systems, column spacing, decoration). Once this capex programme is complete, maintenance capex only should be required for a number of years. Additional opportunities are being considered to further expand the brand's reach and grow sales. In February 2015, Metropolitan repaid the Company's holding of loan notes (£100,000 in the Ordinary Share Fund and £50,000 in the C Share Fund).

Latest Audited <sup>o</sup> Results	2014 £m	2013 £m	Investment Information	Ordinary Share Fund £'000	C Share Fund £'000
<b>Year ended</b>	<b>30 Jun</b>	<b>30 Jun</b>			
Turnover	1.7	1.5	Total cost	90	40
Pre-tax profit	0.2	0.09	Income recognised in year/period	9	4
Net assets	3.6	3.4	Equity valuation	148	66
			Loan stock valuation	–	–
Valuation basis: Earnings multiple			Total valuation	148	66
			Voting rights*	2.23%	0.99%

<sup>o</sup> In 13/14 Metropolitan changed its revenue recognition policy, all figures are stated on the revised basis.

\* Other funds managed by Calculus Capital have combined voting rights of 38.9 per cent.

## MicroEnergy Generation Services Limited (“MicroEnergy”) – Ordinary share portfolio

MicroEnergy owns and operates a fleet of 153 small onshore wind turbines (<5kW) installed on farm land in East Anglia and Yorkshire. Revenues from the fleet of turbines come from two sources, both of which are inflation protected, being directly linked to RPI.

We believe an efficiency of 80-85 per cent. is achievable going forward as the 2014 average wind speed in the UK was lower than the 10-year average. In addition, the springs were changed on the 39 Huaying HY5 turbines in the fleet to improve performance in October 2014. MicroEnergy paid back its loans totalling £220,000 of principal in February and March 2014.

The valuation has been increased slightly to reflect the lower discount rate required by buyers of similar assets in a time of low interest rates and inflation.

Latest Audited Results	2014 £m	2013 £m	Investment Information	Ordinary Share Fund £'000	C Share Fund £'000
<b>Year ended</b>	<b>31 Mar</b>	<b>31 Mar</b>			
Turnover	0.2	0.1	Total cost	150	–
Pre-tax loss	0.02	0.08	Income recognised in year/period	–	–
Net assets	2.7	2.7	Equity valuation	138	–
			Loan stock valuation	–	–
Valuation basis: Discounted cash flow			Total valuation	138	–
			Voting rights*	5.12%	–

\* Other funds managed by Calculus Capital have combined voting rights of 5.8 per cent.

## Pico's Limited (“Benito's Hat”) – C share portfolio

Benito's Hat is a Mexican themed, fast casual restaurant business with plans to expand in central London. Offering tailor-made burritos, tacos, salads and a range of specials, Benito's Hat provides an authentic experience and high-quality food, at an affordable price point.

Since investment, the management team has been focused both on refining the operational management of current sites and finding new sites for the business to expand. The company appointed Richard Baker as CEO in May 2014, having previously held senior positions within Garfunkel's and TRG. Continued operational improvements are visible in the financial results for the year to date, with revenue continuing to grow across the existing estate and a focus on cost control leading to improved conversion of revenue to profit throughout the organisation.

The company opened three new sites in the 12 months to February 2015 and has signed leases on a further two sites due to open by summer 2015, taking the total number of sites to nine (vs. four at initial investment).

Latest Audited Results	2014 £m	2013 £m	Investment Information	Ordinary Share Fund £'000	C Share Fund £'000
<b>Year ended</b>	<b>27 July</b>	<b>27 July</b>			
Turnover	3.4	3.0	Total cost	–	50
Pre-tax loss	0.7	0.1	Income recognised in year/period	–	–
Net assets	3.0	2.1	Equity valuation	–	64
			Loan stock valuation	–	–
Valuation basis: Comparable companies & transactions			Total valuation	–	64
			Voting rights*	–	0.92%

\* Other funds managed by Calculus Capital have combined voting rights of 38.2 per cent.

# Strategic Report (continued)

## Investment Manager's Review (Qualifying Investments) (continued)

### Quai Administration Services Limited ("Quai") – C share portfolio

Quai is a Business Process Outsourcing provider to the high volume personal savings industry.

Quai's proprietary technology platform provides automated trading and administration, straight through processing, online web access and multi-currency portfolio management services. It allows the company to administer many thousands of individual savings plans at a fraction of the cost incurred by established insurance companies and wealth managers, making it the ideal outsourcing partner.

Recent legal and regulatory changes, such as auto-enrolment and the Retail Distribution Review, are changing the way large insurers, banks and other providers offer savings products to UK consumers. Mass distribution of individual savings plans is pressuring providers into offering high-volume, low-margin schemes. Established providers will be increasingly forced to choose whether to build a bespoke in-house system, to administer mass-market products or to outsource.

Shortly before the completion of the Calculus investment, Quai signed its second major client, Carrington Carr, who joined PJ Milton on the Quai platform in February 2014. Since completion, Quai has continued to develop its client relationships, adding three further customers in addition to PJMilton and Carrington Carr.

In February 2015, the company raised £1 million of new funds to accelerate development of the company's technology platform, to expand the sales and marketing team and provide additional working capital for future growth.

Latest Results	2014 <sup>^</sup> £m	2013 <sup>†</sup> £m	Investment Information	Ordinary Share Fund £'000	C Share Fund £'000
Year ended	31 Oct	31 Oct			
Turnover	0.7	0.4	Total cost	–	150
Post-tax loss	1.8	1.0	Income recognised in year/period	–	–
Net assets	0.2	(1.5)	Equity valuation	–	150
			Loan stock valuation	–	–
Valuation basis: Cost			Total valuation	–	150
			Voting rights*	–	2.75%

<sup>^</sup> audited.

<sup>†</sup> unaudited.

\* Other funds managed by Calculus Capital have combined voting rights of 45.6 per cent.

## Scancell Holdings plc – C share portfolio

Recent laboratory trial data demonstrated that SCIB2 (Scancell's ImmunoBody<sup>®</sup> vaccine in development for the treatment of lung, oesophageal, prostate and other epithelial cancers) showed enhanced tumour reduction and significantly longer survival times when used in combination with a CTLA-4 checkpoint inhibitor (the first of which ipilimumab, is marketed by Bristol Myers Squibb) than when either treatment was used alone. This follows on from data released at the end of last year demonstrating the synergistic benefit of combining SCIB1 (Scancell's ImmunoBody<sup>®</sup> vaccine in clinical trials for the treatment of melanoma) when combined with a PD-1 checkpoint inhibitor (the first of which, pembrolizumab, marketed by Merck, recently received FDA approval.)

Ongoing Phase 1/2 clinical trials of SCIB1 as a monotherapy continue to deliver positive immune responses and encouraging survival data combined with low toxicity. As an immunotherapy, SCIB1 stimulates the body's own immune response to cancer cells, whilst PD-1 blockade takes the brakes off immunosuppressive T cells. Using a combination of therapies is increasingly regarded as the next logical step for the treatment of melanoma.

The funds raised last year have allowed the company to further develop its Moditope<sup>®</sup> platform. The Moditope<sup>®</sup> platform works by stimulating the production of killer CD4+ T cells that destroy tumours without toxicity. The first Moditope<sup>®</sup> product is being prepared for clinical trial and could have greater efficacy in aggressive tumours, and greater potential than the ImmunoBody<sup>®</sup> platform.

Latest Audited Results	2014 £m	2013 £m	Investment Information	Ordinary Share Fund £'000	C Share Fund £'000
Year ended	30 April	30 April			
Turnover	–	–	Total cost	–	100
Pre-tax loss	2.47	2.15	Income recognised in year/period	–	–
Net assets	9.08	5.09	Equity valuation	–	136
			Loan stock valuation	–	–
Valuation basis: AIM listed			Total valuation	–	136
			Voting rights*	–	0.2%

\* Other funds managed by Calculus Capital have combined voting rights of 15.8 per cent.

## Strategic Report (continued)

### Investment Manager's Review (Qualifying Investments) (continued)

#### Terrain Energy Limited ("Terrain") – Ordinary and C share portfolio

Terrain has interests in nine petroleum licences: Keddington, Kirklington, Dukes Wood and Burton on the Wolds in the East Midlands, Larne and an offshore licence to the north of Larne in Northern Ireland, Brockham in Surrey and Egmating and Starnberger See in Germany. Terrain is currently producing from wells at Keddington and Brockham. On average 70 barrels of oil per day (bopd) and 40,000 standard cubic feet of gas per day are being produced (gross). The company plans to drill an appraisal well at its Larne licence in 2015 and also drill sidetracks to increase production at its producing assets. The company has applied for another licence under the UK 14th Onshore licencing round. Terrain continues to acquire data on its licences in Bavaria with the intention to identify a potential drilling location for 2016. Although the oil price fell substantially in 2014, capacity is disappearing from global oil supplies and we believe the medium to longer term outlook is supportive. Opportunities for acquiring interests at attractive prices in the current market may also exist.

Latest Audited Results	2013 £m	2012 £m	Investment Information	Ordinary Share Fund £'000	C Share Fund £'000
Year ended	31 Dec	31 Dec			
Turnover	0.24	0.25	Total cost	100	50
Pre-tax loss	0.77	0.07	Income recognised in year/period	–	3
Net assets	7.17	3.37	Equity valuation	170	79
			Loan stock valuation	–	–
Valuation basis: Comparable companies, discounted cash flow			Total valuation	170	79
			Voting rights*	1.25%	0.58%

\* Other funds managed by Calculus Capital have combined voting rights of 9.7 per cent.

## The One Place Capital Limited (“Money Dashboard”) – C share portfolio

Money Dashboard empowers consumers to take control of their finances. By using Money Dashboard, consumers are able to view all of their internet enabled current accounts, savings accounts and credit cards in one secure place, providing the true view of their financial lives.

Calculus Capital initially invested in Money Dashboard in November 2013. Since investment, the company has achieved a number of significant milestones. User numbers have grown rapidly, the company now has approximately 100,000 users; a mobile application launched on the Apple App Store (IOS) and Google Play (Android); a ‘productised’ version of the data insights offering has been developed and branded “TrueView”, sales of TrueView data contracts are gaining traction with financial institutions; and Julian Pittam has been appointed as Advisor to the board, (pending formal appointment as a non-executive director). Julian was previously the MD of the financial data company, Data Explorers, and has significant experience of selling ‘productised’ data contracts.

Latest Audited Results	2014 £m	2013 £m	Investment Information	Ordinary Share Fund £'000	C Share Fund £'000
<b>Year ended</b>	<b>30 April</b>	<b>30 April</b>			
Turnover	1.8	–	Total cost	–	127
Operating loss	(1.4)	(1.0)	Income recognised in year/period	–	–
Net assets	0.5	(0.2)	Equity valuation	–	127
			Loan stock valuation	–	–
Valuation basis: Cost			Total valuation	–	127
			Voting rights*	–	1.4%

\* Other funds managed by Calculus Capital have combined voting rights of 35.3 per cent.

## Tollan Energy Limited (“Tollan”) – Ordinary share portfolio

Tollan has been set up to generate electricity from renewable micro-generation facilities. Tollan acquired a portfolio of installed solar PV panels. These are installed on residential and commercial roofs in the Belfast area and benefit from Northern Ireland Renewable Obligation Certificates (“NIROCs”). The systems are provided at no cost to the homeowners. Tollan’s revenues come from two sources, both of which are inflation protected, being directly linked to RPI. Firstly, there is the Government backed NIROC for every unit of electricity generated. Under the current NIROC regime, solar installations of less than 50kW per site receive 4 NIROCs per megawatt of electricity generated indexed for 20 years. Secondly, there is the export tariff for any surplus electricity not used by the homeowner that is exported to the grid. The company has completed its installation programme and has 332 solar PV systems installed in Northern Ireland. A change in the developer/maintenance provider has raised some issues which are being addressed.

Latest Unaudited Results	2014 £m	No results available for 2013	Investment Information	Ordinary Share Fund £'000	C Share Fund £'000
<b>Year ended*</b>					
Turnover	0.02		Total cost	150	–
Pre-tax loss	0.15		Income recognised in year/period	9	–
Net assets	2.20		Equity valuation	150	–
			Loan stock valuation	–	–
Valuation basis: Cost			Total valuation	150	–
			Voting rights	6.4%	–

\* December 2013 to March 2014.

# Strategic Report (continued)

## Investment Manager's Review (Qualifying Investments) (continued)

### Venn Life Science Holdings plc ("Venn") – Ordinary and C share portfolio

Venn's immediate objective is the consolidation of a number of small European CROs to build a mid-sized CRO focused on the European market, offering clients a full service, multi-centred capability in Phase II-IV trials across a range of principal disease areas. To support such inorganic growth, since the year end, the company successfully raised £2m in a public placing in March 2015.

Recent international acquisitions and subsequent integrations in Germany, Northern Ireland and France have now begun driving high-value contract wins. In early 2015 the company announced the signing of new contracts, worth over €4.1m, with a leading US based Biotechnology client; an extension of an existing contract worth €2.7m. Earlier in 2014, following the acquisition of a French CRO, a major contract worth over €2.4m was signed to conduct an international study into an innovative new heart treatment.

To further extend the business, Venn has established an innovation division – Innovenn – focused primarily on breakthrough development opportunities in Skin Science. A recent €800k investment into Innovenn leaves the division suitably funded to deliver on the full potential of the technology portfolio.

Latest Audited Results (group)	2014 £m	2013 £m	Investment Information	Ordinary Share Fund £'000	C Share Fund £'000
	6 months				
Year ended	to June	Sep			
Sales	1.51	2.04	Total cost	120	80
Pre-tax loss	0.99	1.82	Income recognised in year/period	–	–
Net assets	1.77	0.72	Equity valuation	88	59
			Loan stock valuation	–	–
Valuation basis: AIM listed			Total valuation	88	59
			Voting rights*	1.4%	0.9%

\* Other funds managed by Calculus Capital have combined voting rights of 6.5 per cent.

### Developments since the year end

In May 2015, the Ordinary share portfolio realised its holding in Venn, raising £80,000. Also in May 2015, Lime Technology redeemed half its qualifying loan stock and in June 2015 Hampshire Cosmetics repaid its loans on the ordinary share portfolio, raising a total of £275,000. These realisation proceeds will go towards meeting the target interim return of 70 pence per share by 14 December 2015.

Other than as disclosed above there have been no developments since the year end.

Calculus Capital Limited  
12 June 2015



## Investment Manager's Review (Structured Products)

Our non-Qualifying Investments are managed by Investec Structured Products. As at the date of this report, the Company held a portfolio of Structured Products based on the FTSE 100 Index.

In line with the Company's strategy set out in the original offer documents, part of the initial cash raised has been used to build a portfolio of Structured Products. The portfolio of Structured Products was constructed with different issuers and differing maturity periods to minimise risk and create a diversified portfolio. The majority of this portfolio has now reached full term and paid a positive return, with all products which have reached full term paying their maximum return. The recent changes are listed below.

In the Ordinary Share Fund, the remaining Abbey National product and the RBS product were sold early (6 November 2014) in order for the gains to be distributed back to investors by way of a special dividend, whilst the VCT maintained its qualifying status. The only Structured Product left in the portfolio is with Investec and is due to mature in November 2015.

The C Share Fund retained the one product left in its portfolio, which is due to mature in 2017; the strike of this is 5,246.99.

The continued strong performance of the FTSE 100 has supported valuations in the Structured Products portfolio. The FTSE 100 has remained above all of the products' strike levels. As at 28 February 2015, the FTSE 100 was at 6,946.66. Over the past year, 5 year swap rates have decreased slightly and volatility has remained low, as the UK economic recovery continues to be slow as a whole.

No new investments were made in Structured Products during the period.

The Structured Products will achieve their target return subject to the Final Index Level of the FTSE 100 being higher than the Initial Index Level. The capital is at risk on a one-for-one basis ("CAR") if the FTSE 100 Index falls more than 50 per cent. at any time during the investment term and fails to fully recover at maturity such that the Final Index Level is below the Initial Index Level. As at 28 February 2015, the following investments had been made in Structured Products:

### Ordinary Share Fund:

Issuer	Strike Date	FTSE 100 Initial Index Level	Notional Investment	Purchase Price	Price as at 28 February 2015	Maturity Date	Return/Capital at Risk (CAR)
Investec Bank plc	14/05/2010	5,262.85	£500,000	£0.98	£1.817466	19/11/2015	185% if FTSE 100 higher*; CAR if FTSE 100 falls more than 50%

# Strategic Report (continued)

## Investment Manager's Review (Structured Products) (continued)

### Ordinary Share Fund (continued):

#### Matured/sold

Issuer	Strike Date	FTSE 100 Initial Index Level at Maturity	Notional Investment	Purchase Price	Price at Maturity/Sale	Maturity Date/Date Sold	Return/Capital at Risk (CAR)
HSBC Bank plc	01/07/2010	4,805.75	£500,000	£1.00	Returned £1.2510	06/07/2012	125.1% if FTSE 100 higher*; CAR if FTSE 100 falls more than 50%
The Royal Bank of Scotland plc	18/03/2011	5,718.13	£50,000	£1.00	Returned £1.1050	19/03/2012	Autocallable 10.5% p.a.; CAR if FTSE 100 falls more than 50%
Nomura Bank International**	28/05/2010	5,188.43	£350,000	£0.98	Sold at £1.2625	30/03/2012	137% if FTSE 100 higher*; CAR if FTSE 100 falls more than 50%
Morgan Stanley International	10/06/2010	5,132.50	£500,000	£1.00	Sold at £1.3224	31/10/2012	134% if FTSE 100 higher*; CAR if FTSE 100 falls more than 50%
Abbey National Treasury Services	03/08/2011	5,584.51	£50,000	£1.00	Sold at £1.1900	21/06/2013	126% if FTSE 100 higher*; CAR if FTSE 100 falls more than 50%
The Royal Bank of Scotland plc	05/05/2010	5,341.93	£275,000	£0.96	Sold at £1.6057	06/11/2014	162.5% if FTSE 100 higher*; CAR if FTSE 100 falls more than 50%
Abbey National Treasury Services	25/05/2010	4,940.68	£350,000	£0.99	Sold at £1.7920	06/11/2014	185% if FTSE 100 higher*; CAR if FTSE 100 falls more than 50%

The total valuation of the amount invested in Structured Products in the Ordinary Share Fund as at 28 February 2015 was £908,733.

## C Share Fund:

Issuer	Strike Date	FTSE 100 Initial Index Level	Notional Investment	Purchase Price	Price as at 28 February 2015	Maturity Date	Return/Capital at Risk (CAR)
Investec Bank plc	05/08/2011	5,246.99	£328,000	£1.00	£1.640333	10/03/2017	182% if FTSE 100 higher*; CAR if FTSE 100 falls more than 50%

### Matured

Issuer	Strike Date	FTSE 100 Initial Index Level at Maturity	Notional Investment	Purchase Price	Price at Maturity	Maturity Date	Return/Capital at Risk (CAR)
The Royal Bank of Scotland plc	18/03/2011	5,718.13	£200,000	£1.00	Returned £1.1050	19/03/2012	Autocallable 10.5% p.a.; CAR if FTSE 100 falls more than 50%
Nomura Bank International**	28/05/2010	5,188.43	£350,000	£1.2625	Returned £1.3700	20/02/2013	137% if FTSE 100 higher*; CAR if FTSE 100 falls more than 50%
Abbey National Treasury Services	03/08/2011	5,584.51	£200,000	£1.00	Returned £1.2600	05/02/2014	126% if FTSE 100 higher*; CAR if FTSE 100 falls more than 50%

The total valuation of the amount invested in Structured Products in the C Share Fund as at 28 February 2015 was £538,029.

\* The Final Index Level is calculated using 'averaging', meaning that the average of the closing levels of the FTSE 100 is taken on each Business Day over the last 2-6 months of the Structured Product plan term (the length of the averaging period differs for each plan). The use of averaging to calculate the return can reduce adverse effects of a falling market or sudden market falls shortly before maturity. Equally, it can reduce the benefits of an increasing market or sudden market rises shortly before maturity.

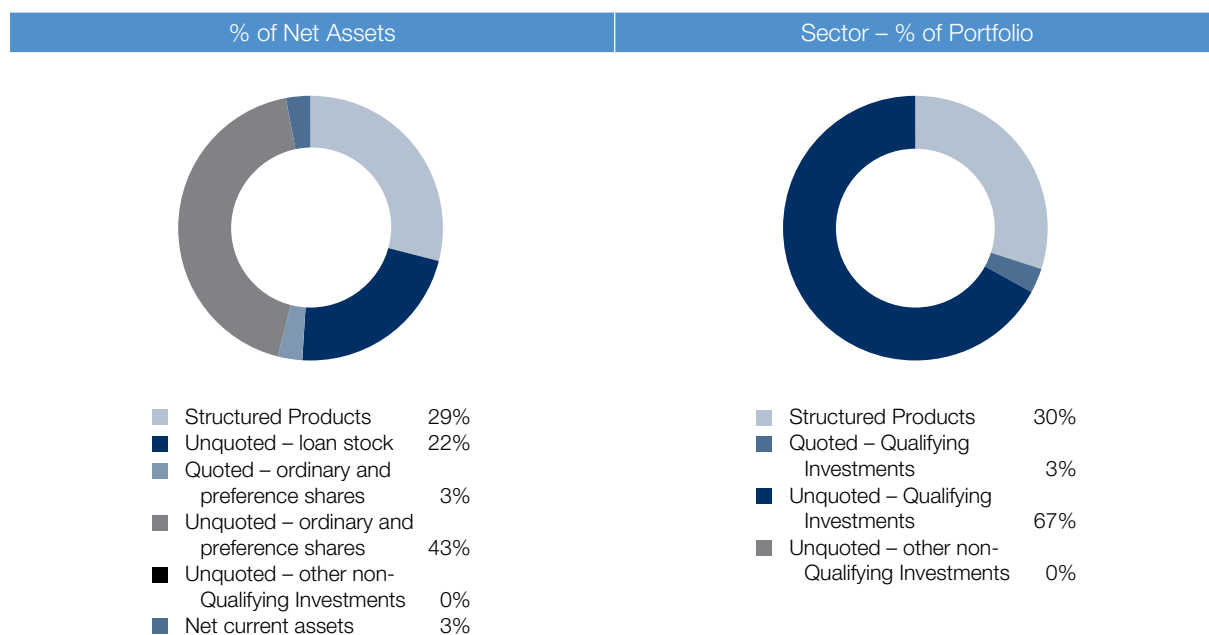
\*\* The Nomura Structured Product was sold prior to maturity with a return on initial investment of 28.8 per cent. This was sold to the C Share Fund.

Investec Structured Products  
12 June 2015

# Strategic Report (continued)

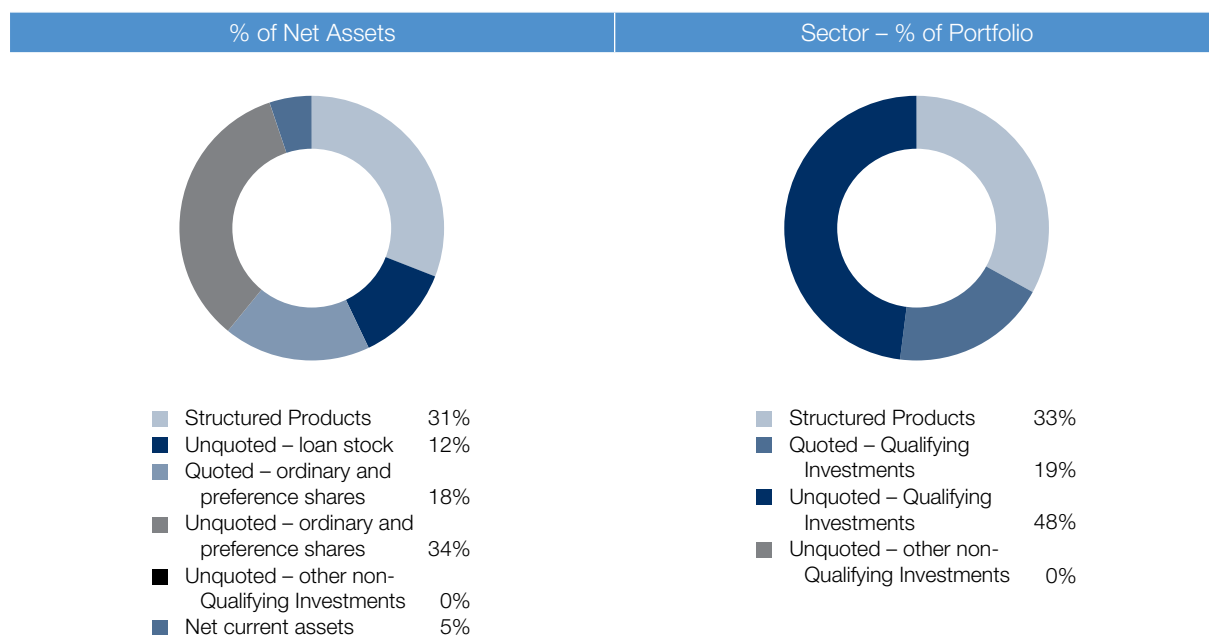
## Investment Portfolio as at 28 February 2015

### Ordinary Share Fund



Company	Nature of Business	Book Cost £'000	Valuation £'000	% of Net Assets	% of Portfolio
<b>Structured Products</b>					
Investec Bank plc	Banking	490	909	29%	30%
<b>Total Structured Products</b>		<b>490</b>	<b>909</b>	<b>29%</b>	<b>30%</b>
<b>Quoted Qualifying Investments</b>					
Venn Life Sciences Holdings plc	Clinical research	120	88	3%	3%
<b>Total Quoted Qualifying Investments</b>		<b>120</b>	<b>88</b>	<b>3%</b>	<b>3%</b>
<b>Unquoted Qualifying Investments</b>					
Human Race Group Limited	Leisure	300	300	9%	9%
Hampshire Cosmetics Limited	Cosmetics	250	287	9%	9%
AnTech Limited	Oil services	270	270	9%	9%
Brigantes Energy Limited	Oil and gas exploration and production	127	254	8%	8%
Lime Technology Limited	Construction	307	189	6%	6%
Terrain Energy Limited	Onshore oil and gas production	100	170	5%	6%
Corfe Energy Limited	Oil and gas exploration and production	76	152	5%	5%
Tollan Energy Limited	Energy	150	150	5%	5%
Metropolitan Safe Custody Limited	Safe depository services	90	148	5%	5%
MicroEnergy Generation Services Limited	Energy	150	138	4%	5%
Dryden Human Capital Group Limited	Human resources	100	5	–	–
Heritage House Limited	Publishing and media services	125	–	–	–
Secure Electrans Limited	E-commerce security	112	–	–	–
<b>Total Unquoted Qualifying Investments</b>		<b>2,157</b>	<b>2,063</b>	<b>65%</b>	<b>67%</b>
<b>Total Qualifying Investments</b>		<b>2,277</b>	<b>2,151</b>	<b>68%</b>	<b>70%</b>
<b>Other non-Qualifying Investments</b>					
Aberdeen Sterling Liquidity Fund	Liquidity fund	1	1	–	–
<b>Total Other non-Qualifying Investments</b>		<b>1</b>	<b>1</b>	<b>–</b>	<b>–</b>
<b>Total Investments</b>		<b>2,768</b>	<b>3,061</b>	<b>97%</b>	<b>100%</b>
<b>Net Current Liabilities less Creditors due after one year</b>			<b>87</b>	<b>3%</b>	
<b>Net Assets</b>			<b>3,148</b>	<b>100%</b>	

## C Share Fund



Company	Nature of Business	Book Cost £'000	Valuation £'000	% of Net Assets	% of Portfolio
<b>Structured Products</b>					
Investec Bank plc	Banking	328	538	31%	33%
<b>Total Structured Products</b>		<b>328</b>	<b>538</b>	<b>31%</b>	<b>33%</b>
<b>Quoted Qualifying Investments</b>					
Scancell Holdings Plc	Biotech	100	136	8%	8%
Horizon Discovery Group Plc	Biotechnology	50	123	7%	7%
Venn Life Sciences Holdings plc	Clinical research	80	59	3%	4%
<b>Total Quoted Qualifying Investments</b>		<b>230</b>	<b>318</b>	<b>18%</b>	<b>19%</b>
<b>Unquoted Qualifying Investments</b>					
Hampshire Cosmetics Limited	Cosmetics	150	156	9%	9%
Quai Administration Services Limited	Technology	150	150	9%	9%
Human Race Group Limited	Leisure	150	150	9%	9%
The One Place Capital Limited	Personal finance	127	127	7%	8%
Terrain Energy Limited	Onshore oil and gas production	50	79	4%	5%
Metropolitan Safe Custody Limited	Safe depository services	40	66	4%	4%
Pico's Limited	Leisure	50	64	4%	4%
Heritage House Limited	Publishing and media services	63	–	–	–
Secure Electrans Limited	E-commerce security	75	–	–	–
<b>Total Unquoted Qualifying Investments</b>		<b>855</b>	<b>792</b>	<b>46%</b>	<b>48%</b>
<b>Total Qualifying Investments</b>		<b>1,085</b>	<b>1,110</b>	<b>64%</b>	<b>67%</b>
<b>Other non-Qualifying Investments</b>					
Aberdeen Sterling Liquidity Fund	Liquidity fund	1	1	–	–
<b>Total Other non-Qualifying Investments</b>		<b>1</b>	<b>1</b>	<b>–</b>	<b>–</b>
<b>Total Investments</b>		<b>1,414</b>	<b>1,649</b>	<b>95%</b>	<b>100%</b>
<b>Net Current Assets less Creditors due after one year</b>			<b>90</b>	<b>5%</b>	
<b>Net Assets</b>			<b>1,739</b>	<b>100%</b>	

# Strategic Report (continued)

## Other Statutory Information

### Company Activities and Status

The Company is registered as a public limited company and incorporated in England and Wales with registration number 07142153. Its shares have a premium listing and are traded on the London Stock Exchange.

On incorporation, the Company was an investment company under section 833 of the Companies Act 2006. On 18 May 2011, investment company status was revoked by the Company. This was done in order to allow the Company to pay dividends to shareholders using the special reserve (a distributable capital reserve), which had been created on the cancellation of the share premium account on 20 October 2010.

### Company Strategy, Objectives and Business Model

The Company's business model is to conduct business as a venture capital trust ("VCT"). Company affairs are conducted in a manner to satisfy the conditions to enable it to obtain approval as a VCT under sections 258-332 of the Income Tax Act 2007 ("ITA 2007").

The Company's principal objectives for investors are to:

- invest in a portfolio of Venture Capital Investments and Structured Products that will provide investment returns that are sufficient to allow the Company to maximise annual dividends and pay an interim return either by way of a special dividend or cash offer for shares on or before an interim return date;

- generate sufficient returns from a portfolio of Venture Capital Investments that will provide attractive long-term returns within a tax efficient vehicle beyond an interim return date;
- review the appropriate level of dividends annually to take account of investment returns achieved and future prospects; and
- maintain VCT status to enable qualifying investors to retain their income tax relief of up to 30 per cent. on the initial investment and receive tax-free dividends and capital growth.

### Investment policy

It is intended that approximately 75 per cent. of the monies raised by the Company will be invested within 60 days in a portfolio of Structured Products. The balance will be used to meet initial costs and invested in cash or near cash assets (as directed by the Board) and will be available to invest in Venture Capital Investments and to fund ongoing expenses.

In order to qualify as a VCT, at least 70 per cent. of the Company's assets must be invested in Venture Capital Investments within approximately three years. Thus there will be a phased reduction in the Structured Products portfolio and corresponding build up in the portfolio of Venture Capital Investments to achieve and maintain this 70 per cent. threshold along the lines set out in the table below:

Average Exposure per Year	Year 1	Year 2	Year 3	Year 4	Year 5	Year 6+
Structured Products and cash/near cash	85%	75%	35%	25%	25%	0%
Venture Capital Investments	15%	25%	65%	75%	75%	100%

Note: the investment allocation set out above is only an estimate and the actual allocation will depend on market conditions, the level of opportunities and the comparative rates of returns available from Venture Capital Investments and Structured Products.

The combination of Venture Capital Investments and the Structured Products will be designed to produce ongoing capital gains and income that will be sufficient to maximise both annual dividends for the first five years from funds being raised and an interim return by an interim return date by way of a special dividend or cash tender offer for shares. After the interim return date, unless Investec Structured Products are requested to make further investments in Structured Products, the relevant fund will be left with a portfolio of Venture Capital Investments managed by Calculus Capital with a view to maximising long-term returns. Such returns will then be dependent, both in terms of amount and timing, on the performance of the Venture Capital Investments, but with the intention to source exits as soon as possible.

The portfolio of Structured Products will be constructed with different issuers and differing maturity periods to minimise risk and create a diversified portfolio. The Structured Products may also be collateralised whereby notes are issued by one issuer (such as Investec Bank plc) but with the underlying investment risk being linked to more than one issuer (as approved by the Board) reducing insolvency risks, creating diversity and potentially increasing returns for shareholders. If the Company invests in a collateralised Structured Product, the amount of the exposure to an underlying issuer will be taken into account when reviewing investments for diversification. The maximum exposure to any one issuer (or underlying issuer) will be limited, in aggregate, to 15 per cent. of the assets of the Company at the time of investment. Structured Products can and may be sold before their maturity date if required for the purposes of making Venture Capital Investments and Investec Structured Products have agreed to make a market in the Structured Products, should this be required by the Company.

The intention for the portfolio of Venture Capital Investments is to build a diverse portfolio of primarily established unquoted companies across different industries. In order to generate income and where it is felt it would enhance shareholder return, investments may be structured to include loan stock and/or redeemable preference shares as well as ordinary equity. It is intended that the amount invested in any one sector and any one company will be no more than approximately 20 per cent. and 10 per cent. respectively of the Venture Capital Investments portfolio (in both cases at the date of the investment).

The Board and its Managers review the portfolio of investments on a regular basis to assess asset allocation and the need to realise investments to meet the Company's objectives or maintain VCT status. Where investment opportunities arise in one asset class which conflicts with assets held or opportunities in another asset class, the Board will make the investment/divestment decision.

Under its Articles, the Company has the ability to borrow a maximum amount equal to 25 per cent. of the gross assets of the Company. The Board will consider borrowing if it is in the shareholders' interests to do so. In particular, because the Board intends to minimise cash balances, the Company may borrow on a short-term to medium-term basis (in particular, against Structured Products) for cashflow purposes and to facilitate the payment of dividends and expenses in the early years.

The Company will not vary the investment objective or the investment policy, to any material extent, without the approval of shareholders. The Company intends to be a generalist VCT investing in a wide range of sectors.

### Risk diversification

The Board controls the overall risk of the Company. Calculus Capital will ensure the Company has exposure to a diversified range of Venture Capital Investments from different sectors. Investec Structured Products will ensure the Company has exposure to a diversified range of Structured Products. The Board believes that investment in these two asset classes provides further diversification.

### Co-investment policy

Calculus Capital has a co-investment policy between its various funds whereby investment allocations are generally offered to each party in proportion to their respective funds available for investment, subject to: (i) a priority being given to any of the funds in order to maintain their tax status; (ii) the time horizon of the investment opportunity being compatible with the exit strategy of each fund; and (iii) the risk/reward profile of the investment opportunity being compatible with the target return for each fund. The terms of the investments may differ between the parties. In the event of any conflicts between the parties, the issues will be resolved at the discretion of the independent Directors, designated members and committees. It is not intended that the Company will co-invest with directors or members of the Calculus Capital management team (including family members).

In respect of the Venture Capital Investments, funds attributable to separate share classes will co-invest (i.e. pro rata allocation per fund, unless one of the funds has a pre-existing investment where the incumbent fund will have priority, or as otherwise approved by the Board). Any potential conflict of interest arising will be resolved on a basis which the Board believes to be equitable and in the best interests of all shareholders. A co-investment policy is not considered necessary for the Structured Products.

# Strategic Report (continued)

## Other Statutory Information (continued)

### Policy on Qualifying Investments

Calculus Capital follows a disciplined investment approach which focuses on investing in more mature unquoted companies where the risk of capital loss is reduced and prospects for exit enhanced, typically by the cash generative characteristics and/or strong asset bases of the investee companies. Calculus Capital, therefore, intends to:

- invest in a diversified portfolio from a range of different sectors;
- focus on companies which are cash generative and/or with a strong asset base;
- structure investments to include loans and preference shares where it is felt this would enhance shareholder return;
- invest in companies which operate in sectors with a high degree of predictability and a defensible market position; and
- invest in companies which can benefit both from the capital provided by Calculus Capital but also from the many years of operating and financial experience of the Calculus Capital team.

It is intended that the Venture Capital Investments portfolio will be spread across a number of investments and the amount invested in any one sector and any one company will be no more than approximately 20 per cent. and 10 per cent. respectively (in both cases at the date of investment).

### VCT regulation

The Company's investment policy is designed to ensure that it will meet, and continue to meet, the requirements for approved VCT status from HM Revenue & Customs. Amongst other conditions, the Company may not invest more than 15 per cent. (by value at the time of investment) of its investments in a single company and must have at least 70 per cent. by value of its investments throughout the period in shares or securities in qualifying holdings, of which 30 per cent. by value must be ordinary shares which carry no preferential rights ("eligible shares"). For funds raised from 6 April 2011, the requirement for 30 per cent. to be invested in eligible shares was increased to 70 per cent.

### Performance

The Board reviews performance by reference to a number of key performance indicators ("KPIs") and considers that the most relevant KPIs are those that communicate the financial performance and strength of the Company as a whole, being:

- total return per share
- net asset value per share
- share price and discount/premium to net asset value

The financial performance of the Company is set out below:

	Year Ended 28 February 2015	Year Ended 28 February 2014
<b>Ordinary Share Fund</b>		
Fair value portfolio valuation	£3.1m	£4.6m
Total return after tax	(£73,000)	£199,000
Total return per ordinary share	(1.5)p	4.2p
NAV per ordinary share	66.4p	95.2p
Ordinary share price	85.5p	85.5p
Ordinary share price premium/(discount) to NAV	28.8%	(10.2)%
<b>C Share Fund</b>		
Fair value portfolio valuation	£1.6m	£1.6m
Total return after tax	£61,000	£47,000
Total return per C share	3.1p	2.4p
NAV per C share	90.1p	91.4p
C share price	90.0p	90.0p
C share price discount to NAV	(0.1)%	(1.5)%



Further KPIs are those which show the Company's position in relation to the VCT tests which it is required to meet in order to meet and maintain its VCT status. A summary of these tests are set out on page 80. The Company has received approval as a VCT from HM Revenue & Customs.

To maintain its qualifying status as a Venture Capital Trust, the Company as a whole needs to be at least 70 per cent. invested in Qualifying Investments by the end of the relevant third accounting period, being February 2013. At 28 February 2015, the qualifying percentage for the Company was 82.6 per cent.

## Principal Risks and Uncertainties Facing the Company

The Company is exposed to a variety of risks. The principal financial risks and the Company's policies for managing these risks and the policy and practice with regard to financial instruments are summarised in note 15 to the Accounts.

The Board has also identified the following additional risks and uncertainties:

### Loss of approval as a venture capital trust and other regulatory breaches

The Company has received approval as a VCT under ITA 2007. Failure to meet and maintain the qualifying requirements for VCT status could result in the loss of tax reliefs previously obtained, resulting in adverse tax consequences for investors, including a requirement to repay the income tax relief obtained, and could also cause the Company to lose its exemption from corporation tax on chargeable gains.

The Board receives regular updates from the Managers and financial information is produced on a monthly basis. The Board has appointed an independent adviser to monitor and advise on the Company's compliance with the VCT rules.

The Company is subject to compliance with the Companies Act 2006, the rules of the UK Listing Authority and ITA 2007. A breach of any of these could lead to suspension of the listing of the Company's shares on the London Stock Exchange and/or financial penalties, with the resulting reputational implications.

## Venture Capital Investments

There are restrictions regarding the type of companies in which the Company may invest and there is no guarantee that suitable investment opportunities will be identified.

Investment in unquoted companies and AIM-traded companies involves a higher degree of risk than investment in companies traded on the main market of the London Stock Exchange. These companies may not be freely marketable and realisations of such investments can be difficult and can take a considerable amount of time. There may also be constraints imposed upon the Company with respect to realisations in order to maintain its VCT status which may restrict the Company's ability to obtain the maximum value from its investments.

Calculus Capital has been appointed to manage the Qualifying Investments portfolio, and has extensive experience of investing in this type of investment. Regular reports are provided to the Board.

## Risks attaching to investment in Structured Products

Structured Products are subject to market fluctuations and the Company may lose some or all of its investment. In the event of a long-term decline in the FTSE 100 Index, or, in the case of the C Share Fund, in such other index as this fund may be invested, there will be no gains from the Structured Products. In the event of a fall in the relevant index of more than 50 per cent. at any time during the Structured Product term, and where the Final Index Level is below the Initial Index Level, there will be losses on the Structured Products.

There may not be a liquid market in the Structured Products and there may never be two competitive market makers, making it difficult for the Company to realise its investment. Risk is increased further where there is a single market maker who is also the issuer of the Structured Product. Investec Structured Products has agreed to make a market in the Structured Products, should this be required by the Company.

Factors which may influence the market value of Structured Products include interest rates, changes in the method of calculating the relevant underlying index from time to time and market expectations regarding the future performance of the relevant underlying index, its composition and such Structured Products.

Investec Structured Products has been appointed to manage the Structured Products portfolio for its expertise in these types of financial products. Restrictions have been agreed with Investec Structured Products relating to approved counterparties and maximum exposure to any one counterparty.

# Strategic Report (continued)

## Other Statutory Information (continued)

### Liquidity/marketability risk

Due to the holding period required to maintain up-front tax reliefs, there is a limited secondary market for VCT shares and investors may therefore find it difficult to realise their investments. As a result, the market price of the shares may not fully reflect, and will tend to be at a discount to, the underlying net asset value. The level of discount may also be exacerbated by the availability of income tax relief on the issue of new VCT shares. The Board recognises this difficulty, and has taken powers to buy back shares, which could be used to enable investors to realise investments.

### Changes to legislation/taxation

Changes in legislation or tax rates concerning VCTs in general, and Venture Capital Investments and qualifying trades in particular, may limit the number of new Venture Capital Investment opportunities, and thereby adversely affect the ability of the Company to achieve or maintain VCT status, and/or reduce the level of returns which would otherwise have been achievable.

### Engagement of third party advisers

The Company has no employees and relies on services provided by third parties. The Board has appointed Calculus Capital as Investment Manager of the Qualifying Investments portfolio and Investec Structured Products as Investment Manager of the Structured Products portfolio. Capita Sinclair Henderson Limited provides administration, accounting and company secretarial services, and Investec Wealth & Investments acts as custodian.

### C shares versus ordinary shares

The assets relating to the C shares are managed and accounted for separately from the assets attributable to the ordinary shares. However, a number of company regulations and VCT requirements are assessed at company level and, therefore, the performance of one fund may impact adversely on the other. The Board monitors both the performance of each separate fund as well as requirements at a company level to reduce the risk of this occurring.

### Employees, Environmental, Human rights and Community Issues

The Company has no employees and the Board is comprised entirely of non-executive Directors. Day-to-day management of the Company's business is delegated to the Investment Managers (details of the respective management agreements are set out in the Directors' Report) and the Company itself has no environmental, human rights, or community policies. In carrying out its activities and in relationships with suppliers, the Company aims to conduct itself responsibly, ethically and fairly.

### Gender Diversity

The Board of Directors comprised three male Directors and one female Director during, and at the end of, the year to 28 February 2015.

On behalf of the Board  
Michael O'Higgins  
Chairman  
12 June 2015

# Board of Directors

## Directors

The Directors who held office during the course of the period were as follows:

### Michael O'Higgins (Chairman)\*

Michael is an experienced private investor with significant VCT and EIS holdings. In his business career, Michael was a Managing Partner with PA Consulting (successfully leading its Government and IT Consulting Groups), a Partner at Price Waterhouse (now PriceWaterhouseCoopers), and a Principal Administrator at the OECD. He began his working career as an academic at London School of Economics and the University of Bath, and more recently has been a Visiting Professor at both, as well as having held visiting appointments at Harvard University and the Australian National University.

He is also chairman of the NHS Confederation and a non-executive director of Network Rail and chair of its Remuneration Committee. He was a non-executive director of HM Treasury and chair of the Treasury Group Audit Committee from October 2008 until September 2014. He was also chair of The Pensions Regulator between January 2011 and March 2014, chairman of the Audit Commission for the six years to September 2012 and of the charity Centrepoint for eight years until December 2011.

### Kate Cornish-Bowden (Audit Committee Chairman)\*

Kate worked for Morgan Stanley Investment Management for 12 years between 1992 and 2004, where she was Managing Director and head of Morgan Stanley Investment Management's Global Core Equity team. Before joining Morgan Stanley, Kate spent two years at M&G Investment Management as a financial analyst. More recently Kate has acted as a consultant providing financial research to private equity and financial training firms. Kate is a non-executive director and chairman of the Remuneration Committee of Scancell Holdings plc, and a non-executive director of Arcis Biotechnology Ltd. She is a Chartered Financial Analyst (CFA), holds a Masters in Business Administration (MBA), and has completed the Financial Times Non-Executive Director Diploma.

### John Glencross

John co-founded Calculus Capital in 1999, creating one of the UK's most successful, independent private equity firms focused on investing in smaller, proven companies. John has over 30 years' experience in private equity, corporate finance, and operational management. During that time, he has invested in, advised on or negotiated more than 100 transactions and served on publicly quoted and private corporate boards. He is a director of Neptune-Calculus Income and Growth VCT plc and Terrain and was formerly a director of Human Race and Lime Technology. Terrain, Human Race and Lime Technology are companies in which this Company has invested. He is also a board member of the Enterprise Investment Scheme Association and a member of its Tax and Technical and its Regulatory Committees. Before co-founding Calculus Capital, John served as an Executive Director of European Corporate Finance for UBS for nine years where he advised on M&A, IPOs, restructurings and recapitalisations, strategic alliances and private equity. Prior to this, John was headhunted to be Head of the Mergers & Acquisitions Group of Philips and Drew, a 100 year old London based financial institution. At the start of his career, John qualified as a Chartered Accountant with Peat Marwick (subsequently KPMG), where he then went on to be recruited as a founder member of Deloitte's newly established Corporate Finance practice in London. John graduated from Oxford University with an MA (Hons) in Philosophy, Politics and Economics.

### Steve Meeks\*

Steve has had a successful 30 year career in the financial markets with NatWest, UBS and Santander with a specialisation in structured products. Steve is also a former consultant to Investec, having assisted the Investec Structured Products team with the design and launch of the Company. Following a brief retirement, Steve is currently Executive Chairman of Smart Carbon Control Limited, a software business that provides energy management solutions to the commercial property and data centre market. Steve is also chairman of Get Smarter Energy Limited an energy procurement business.

\*independent of the Investment Managers.

# Investment Managers

## Calculus Capital

Calculus Capital Limited is the Venture Capital Investments portfolio manager (VCT Qualifying Investments).

Calculus Capital was established in 1999 and is authorised and regulated by the FCA. Its core investment team of Susan McDonald and John Glencross has been making tax efficient investments in unquoted companies since 1997. In 2000, Calculus Capital launched the first Enterprise Investment Scheme (“EIS”) fund approved by HM Revenue & Customs. Since that time, it has structured, launched and closed for subscription a further thirteen EIS funds and three VCT offers for subscription (including the offer for subscription on the launch of the Company). It has been recognised as a leading manager of Venture Capital Investments, being awarded the EIS Association Best EIS Fund Manager Award for 2009, 2011 and 2014 and the Professional Adviser Best EIS Provider Award in 2010.

Calculus Capital has extensive experience of investing in energy, energy services, energy technology, leisure and catering, transportation and healthcare and these sectors are likely to be the target of investments by the Company. At the same time, Calculus Capital will also take advantage of value opportunities in other sectors as they arise.

## Investec Structured Products

Investec Structured Products (a trading name of Investec Bank plc) is the Structured Products portfolio manager (non VCT Qualifying Investments).

The Investec group is an international specialist bank and asset manager that provides a diverse range of financial products and services to a select client base in three principal markets, the United Kingdom, South Africa and Australia. The group was established in 1974 and currently has approximately 7,300 employees.

Investec focuses on delivering distinctive profitable solutions for its clients in three core areas of activity, namely Asset Management, Wealth & Investment and Specialist Banking (comprising Property Activities, Private Banking, Investment Banking and Capital Markets).

Since May 2008, Investec Structured Products has received investments from UK clients in excess of £3 billion into over 800 different Structured Products, and has been recognised as a leading provider of Structured Products being awarded the Professional Adviser Best Structured Products Provider Award each year from 2009 to 2014.

# Directors' Report

The Directors present their Annual Report and Accounts for the year ended 28 February 2015.

## Directors

	Appointed
Michael O'Higgins (Chairman)	22 February 2010
Kate Cornish-Bowden	10 February 2011
John Glencross	10 February 2010
Steve Meeks	10 February 2010

Biographical notes of the Directors are given on page 25.

Under the Listing Rules, John Glencross is subject to annual re-election due to his connection to Calculus Capital, and will therefore be standing for re-election at the Annual General Meeting.

Kate Cornish-Bowden will retire by rotation at the forthcoming Annual General Meeting and, being eligible, will stand for re-election at the Annual General Meeting.

Formal performance evaluation of the Directors and the Board has been carried out and the Board considers that all of the Directors contribute effectively and have the skills and experience relevant to the future leadership and direction of the Company. Further details can be found in the Corporate Governance Statement.

The Board accordingly recommends that Kate Cornish-Bowden and John Glencross be re-elected as Directors at the Annual General Meeting.

John Glencross is Chief Executive and a director of Calculus Capital and is deemed to have an interest in the Calculus Management Agreements and the Performance Incentive Agreement.

None of the other Directors or any persons connected with them had a material interest in the Company's transactions, arrangements or agreements during the year.

The rules concerning the appointment and replacement of Directors are contained in the Company's Articles of Association.

The terms of their appointment provide that Directors shall retire and be subject to election at the first Annual General Meeting after their appointment. Directors are thereafter obliged to retire by rotation, and to stand for re-election by shareholders at least every three years after that. Directors who have served on the Board for more than nine years must offer themselves for re-election on an annual basis. The terms also provide that a Director may be removed on not less than three months' written notice. Compensation will not be made upon early termination of appointment.

Under the Articles of Association, the Directors are provided, subject to the provisions of UK legislation, with an indemnity in respect of liabilities which they may sustain or incur in connection with their appointment. Save for this, there are no third party indemnity provisions in force.

## Corporate Governance

The Board is accountable to shareholders for the governance of the Company's affairs and is committed to maintaining high standards of corporate governance and to the principles of good governance as set out in the UK Corporate Governance Code (the "Code") issued by the Financial Reporting Council ("FRC") in September 2012, a copy of which can be found at [www.frc.org.uk](http://www.frc.org.uk).

Pursuant to the Listing Rules of the Financial Conduct Authority, the Company is required to provide shareholders with a statement on how the main and supporting principles set out in the Code have been applied and whether the Company has complied with the provisions of the Code. The Board has established corporate governance arrangements that it believes are appropriate to the business of the Company as a venture capital trust. The Board has reviewed the Code, and considers that it has complied throughout the period, except as disclosed below:

- Directors are not appointed for a specified term as all Directors are non-executive and the Articles of Association require that all Directors retire by rotation at Annual General Meetings of the Company.
- In light of the responsibilities retained by the Board and its Committees and the responsibilities delegated to the Investment Managers, the Administrator, the Registrars and legal advisers, the Company has not appointed a chief executive officer, deputy chairman or senior independent director.
- Given the structure of the Company and the Board, the Board does not believe it necessary to appoint separate remuneration or nomination committees, and the roles and responsibilities normally reserved for these committees will be a matter for the full Board.
- The Company does not have an internal audit function as all of the Company's management functions are performed by third parties whose internal controls are reviewed by the Board. However, the need for an internal audit function will be reviewed annually.

A full statement on Corporate Governance and the Company's compliance with the UK Corporate Governance Code can be found at <http://www.calculuscapital.com/investec-structured-products-calculus-vct-plc/>.

A report from the Audit Committee can be found on page 33.

## Directors' Report (continued)

### Dividends

Details of the dividends recommended by the Board are set out in the Strategic Report on page 2.

### Share Capital

At the year end and at the date of this report, the issued share capital comprised 4,738,463 ordinary shares (representing 71.05 per cent. of total voting rights and of the total share capital) and 1,931,095 C shares (representing 28.95 per cent. of total voting rights and of the total share capital). No shares were held in Treasury. No shares were issued or bought back during the year.

The ordinary shares and C shares have equal voting rights, and at general meetings of the Company, holders are entitled to one vote on a show of hands and on a poll to one vote for every share held.

There are no restrictions concerning the transfer of securities in the Company; no restrictions on voting rights; no special rights with regard to control attached to securities; no agreements between holders of securities regarding their transfer known to the Company; and no agreements which the Company is party to that might affect its control following a successful takeover bid.

The authority to issue or buy back the Company's shares and amendment of the Company's Articles of Association require a relevant resolution to be passed by shareholders.

At the Annual General Meeting held on 17 July 2012, the Directors were granted authority to allot shares up to an aggregate nominal amount of £206,700, and this authority will expire at the Annual General Meeting to be held in 2017.

At the Annual General Meeting held on 1 July 2014, the Directors were authorised to issue shares for cash (without rights of pre-emption applying) (i) up to £100,000 of each class of share by way of offer for subscription and (ii) up to 10 per cent. of each class of share for general purposes and to buy back up to 14.99 per cent. of each of the ordinary and C shares in issue. No shares have been issued or bought back during the period. The Board's proposals for the renewal of these authorities are detailed on page 31.

### Substantial Shareholdings

As at 28 February 2015, the Company had been advised of the following notifiable interests in the voting rights of the Company:

	Ordinary Shares	% of Total Voting Rights
Michael O'Higgins	205,500	3.08

There have been no changes to the above between 28 February 2015 and the date of this report.

### Requirements of Listing Rule 9.8.4R

In accordance with Listing Rule 9.8.4R, the following table provides references to where the required information is disclosed:

Listing Rule requirement	Location
A statement of the amount of interest capitalised during the period under review and details of any related tax relief.	Not applicable
Information required in relation to the publication of unaudited financial information.	Not applicable
Details of any long-term incentive schemes.	Not applicable
Details of any arrangements under which a director has waived emoluments, or agreed to waive any future emoluments, from the company.	Not applicable
Details of any non pre-emptive issues of equity for cash.	Not applicable
Details of any non pre-emptive issues of equity for cash by any unlisted major subsidiary undertaking.	Not applicable
Details of any contract of significance in which a director is or was materially interested.	See page 27
Details of parent participation in a placing by a listed subsidiary.	Not applicable
Details of any contract of significance between the company (or one of its subsidiaries) and a controlling shareholder.	Not applicable
Details of waiver of dividends by a shareholder.	Not applicable
Board statement in respect of relationship agreement with the controlling shareholder.	Not applicable



## Management

The Board has sought to diversify investment risk by appointing two investment managers to manage the two distinct investment portfolios. The VCT qualifying Venture Capital Investments are managed by Calculus Capital, whilst the Investec Structured Products team has been appointed to manage the portfolio of non VCT qualifying Structured Products.

Calculus Capital was appointed as Investment Manager pursuant to an agreement dated 2 March 2010; a supplemental agreement was entered into on 7 January 2011 in relation to the management of the C Share Fund (together, the "Calculus Management Agreements"). Pursuant to the Calculus Management Agreements, Calculus Capital will receive an annual management fee of 1 per cent. of the net asset value of the Ordinary Share Fund and 1 per cent. of the net asset value of the C Share Fund, both calculated and payable quarterly in arrears.

Calculus Capital was appointed as the Alternative Investment Fund Manager of the Company with effect from 1 July 2014.

Investec Structured Products was appointed as Investment Manager pursuant to an agreement dated 2 March 2010; a supplemental agreement was entered into on 7 January 2011 in relation to the management of the C Share Fund (together, the "Investec Management Agreements"). Investec Structured Products does not receive a fee in relation to its appointment under these agreements, although it is entitled to receive a one off commission equal to 0.75 per cent. of the amount invested in any Structured Product (excluding those issued by Investec). Pursuant to the Investec Management Agreements, Investec Structured Products has agreed to meet the annual expenses of the Company in excess of 3.0 per cent. of the aggregate gross amounts raised under the ordinary share and C share offers, and of any other offer or issue of shares by the Company.

The management agreements dated 2 March 2010 are for an initial period up to the Ordinary Share Interim Return Date of 14 December 2015, and may be terminated on 12 months' notice expiring on the Ordinary Share Interim Return Date or at any time thereafter. The supplemental agreements are for an initial period up to the C Share Interim Return Date of 14 March 2017, and may be terminated on 12 months' notice expiring on the C Share Interim Return Date or at any time thereafter. The appointments may also be terminated inter alia in circumstances of material breach by either party. The appointment of Investec Structured Products will automatically terminate on the date the Company no longer has investments in Structured Products.

If the requisite notice period is not given by the Company, additional compensation would be payable to Calculus Capital representing the annual fee for the remainder of the fixed term or for any subsequent 12 month period. Investment management fees are charged 75 per cent. to capital and 25 per cent. to revenue.

A Performance Incentive Agreement between the Company, Calculus Capital and Investec Structured Products dated 2 March 2010 in relation to the Ordinary Share Fund has been signed. Investec Structured Products and Calculus Capital will each receive a performance incentive fee payable in cash of an amount equal to 10 per cent. of dividends and distributions paid to ordinary shareholders following the payment of such dividends and distributions provided that shareholders have received or been offered an interim return of at least 70p per ordinary share on or before the interim return date and aggregate distributions of at least 105p per ordinary share have been paid (including the relevant distribution being offered). Such performance incentive fees will be paid within 10 business days of the payment of the relevant dividend or distribution.

If the appointment of either of the Investment Managers as investment manager to the Company is terminated by the Company as a result of a material breach by the Investment Manager concerned of the provisions of the investment management agreement between it and the Company, no further performance incentive fee will be payable to the Investment Manager concerned.

If the appointment of Investec Structured Products is terminated for any other reason, it will continue to be entitled to the performance incentive fee.

If the appointment of Calculus Capital is terminated for any other reason, it will be entitled to a performance incentive fee in respect of distributions paid by the Ordinary Shares Fund during the period of 5 years after the date of termination, but the amount payable to it shall reduce pro rata during that period and no performance incentive fee will be payable in respect of distributions made thereafter.

A Performance Incentive Agreement between the Company, Calculus Capital and Investec Structured Products dated 7 January 2011 in relation to the C Share Fund has also been signed pursuant to which Investec Structured Products and Calculus Capital will be entitled to performance incentive fees as set out below:

- 10 per cent. of C Shareholder proceeds in excess of 105p up to and including proceeds of 115p per C share, such amount to be paid within ten business days of the date of payment of the relevant dividend or distribution pursuant to which a return of 115p per C share is satisfied; and
- 10 per cent. of C Shareholder proceeds in excess of 115p per C share, such amounts to be paid within ten business days of the date of payment of the relevant dividend or distribution,

## Directors' Report (continued)

provided in each case that C shareholders have received or been offered the C Share Interim Return of at least 70p per C share on or before 14 March 2017 and at least a further 45p per C share having been received or offered for payment on or before the 14 March 2019. In addition, performance incentive fees in respect of the C Share Fund will only be payable in respect of dividends and distributions paid or offered on or before 14 March 2019.

In addition, if the appointment of either of the Investment Managers as investment manager to the Company is terminated by the Company as a result of a material breach by the Investment Manager concerned of the provisions of the investment management agreement between it and the Company, no further C share performance incentive will be payable to the Investment Manager concerned.

If the appointment of Investec Structured Products is terminated for any other reason, it will continue to be entitled to the C share performance incentive fee.

If the appointment of Calculus Capital is terminated for any other reason, it will be entitled to a C share performance incentive fee in respect of distributions paid by the C Share Fund during the period of five years after the date of termination, but the amount payable to it shall reduce pro rata during that period and no C share performance incentive fee will be payable in respect of distributions made thereafter.

### Continuing Appointment of the Investment Managers

The Board keeps the performance of the Investment Managers under continual review. A formal review of their performance and the terms of their engagement has been carried out and the Board are of the opinion that the continuing appointment of Calculus Capital and Investec Structured Products as Investment Managers is in the interests of shareholders as a whole. The Board is satisfied with the performance of the Company to date. Performance of the Structured Products portfolio is very satisfactory, exceeding initial expectations, and there is a steady stream of Qualifying Investments being made, the principal benefits of which will accrue in later years. The Board is confident that the VCT qualifying tests will continue to be met.

### Administration

Under an agreement dated 2 March 2010, fund administration and company secretarial services are undertaken by Capita Sinclair Henderson Limited for an annual fee in respect of the year ended 28 February 2015 of £81,499 (2014: £79,295) plus an ad valorem fee of 0.05 per cent. of the Company's net assets per annum, both payable in arrears. The annual fee is adjusted annually by reference to increases in the Retail Price Index. The Fund Administration Agreement may be terminated by either party on twelve months' notice.

### Financial Risk Management

The principal financial risks and the Company's policies for managing these risks are set out in note 15 to the Accounts.

### Going Concern

After making enquiries, and having reviewed the portfolio, balance sheet and projected income and expenditure for the next twelve months, the Directors have a reasonable expectation that the Company has adequate resources to continue in operation for the foreseeable future. The Directors have therefore adopted the going concern basis in preparing the Accounts.

### Global Greenhouse Gas Emissions

The Company has no greenhouse gas emissions to report from its operations, nor does it have responsibility for any other emission-producing sources under the Companies Act 2006 (Strategic Report and Directors' Report) Regulations 2013.



## Annual General Meeting

A formal Notice convening the fifth Annual General Meeting of the Company to be held on 21 July 2015 can be found on pages 72 to 74 .

Shareholders are being asked to vote on various items of ordinary business as follows:

Resolution 1 – the receipt and adoption of the Strategic Report, Directors' Report and Auditor's Report and the audited Accounts for the year ended 28 February 2015;

Resolution 2 – the receipt and approval of the Directors' Remuneration Report;

Resolutions 3 & 4 – the declaration of final dividends per ordinary and C share;

Resolutions 5 & 6 – the re-election of Directors;

Resolution 7 – the re-appointment of Grant Thornton UK LLP as Auditor;

Resolution 8 – the authorisation of the Directors to determine the remuneration of the Auditor;

Resolution 9 – the disapplication of pre-emption rights for certain issues of shares;

Resolution 10 – the purchase by the Company of its own shares, and;

Resolution 11 – the holding of general meetings on not less than 14 clear days' notice.

Resolutions 1 to 8 will be proposed as ordinary resolutions and resolutions 9 to 11 will be proposed as special resolutions.

Resolution 9 will sanction, in a limited manner, the disapplication of pre-emption rights in respect of the allotment of equity securities for cash (i) with an aggregate nominal value of up to £100,000 in each class of share in the Company pursuant to offer(s) for subscription and (ii) with an aggregate nominal value of up to 10 per cent. of the issued share capital of each class of share in the Company for general purposes, in each case where the proceeds may be used to make purchases of the Company's own shares. This authority will expire at the conclusion of the Annual General Meeting to be held in 2016.

The Board's authorities to issue shares will only be used if they are in the interests of all shareholders, and shares will only be issued at a price above the prevailing net asset value of the relevant share class.

Resolution 10 will give the Company authority to make market purchases of up to 710,295 ordinary shares and 289,471 C shares, representing approximately 14.99 per cent. of each of the respective issued share classes in the Company at the date of the Annual General Meeting, such authority to expire at the conclusion of the Annual General Meeting to be held in 2016.

Any shares bought back by the Company will be at a price determined by the Board, but the minimum price will be 1p per share and the maximum price will be in accordance with the Listing Rules and the Buyback and Stabilisation Regulation 2003. Shares bought back will be cancelled or placed into treasury at the discretion of the Directors. The authorities to buy back shares will only be used if it is in the interests of all shareholders and shares will only be bought back at a discount to the prevailing net asset value for that class of share. No shares have been bought back under the existing authorities.

Resolution 11 will give the Directors the ability to convene general meetings, other than annual general meetings, on a minimum of 14 clear days' notice. The minimum notice period for annual general meetings will remain at 21 clear days. The approval will be effective until the Company's Annual General Meeting to be held in 2016, at which it is intended that renewal will be sought. The Company will have to offer facilities for all shareholders to vote by electronic means for any general meeting convened on 14 days' notice. The Directors will only call a general meeting on 14 days' notice where they consider it to be in the interests of shareholders to do so and the relevant matter requires to be dealt with expediently.

## Separate Meetings

Notices convening Separate Meetings of holders of ordinary shares and holders of C shares can be found on pages 75 to 78.

A special resolution is being proposed at each Separate Meeting to obtain the approval and consent of the holders of ordinary shares and of C shares to the passing of resolution 10 being proposed at the Annual General Meeting and any variation of class rights resulting therefrom.

The quorum requirement at the Separate Meetings is for not less than two persons to be present (in person or by proxy) holding or representing at least one-third of the nominal amount paid up on the issued shares of the class in question. If a quorum is not present at either of the Separate Meetings on 21 July 2015, that meeting will be adjourned as set out in the notice of the relevant meeting. At the adjourned meeting, the quorum will be one person holding shares of the class in question (whatever the number of shares held) who is present in person or by proxy.

# Directors' Report (continued)

## Recommendation

Full details of the above resolutions are contained in the Notice of Annual General Meeting and the Notices of the Separate Meetings. Ordinary resolutions require that more than 50 per cent. of the votes cast at the relevant Meeting must be in favour of the resolutions. Special resolutions require that at least 75 per cent. of the votes cast must be in favour of the resolution.

The Directors consider that all the resolutions to be proposed at the Meetings are in the best interests of the Company and its members as a whole. The Directors unanimously recommend that shareholders vote in favour of all the resolutions, as they intend to do in respect of their own beneficial holdings details of which are set out on page 35.

The Annual Report and Accounts, taken as a whole, are considered by the Board to be fair, balanced and understandable and provide the necessary information for shareholders to assess the Company's performance, business model and strategy.

## Auditor

A resolution to re-appoint Grant Thornton UK LLP as Auditor of the Company will be proposed at the forthcoming Annual General Meeting.

## Audit Information

The Directors who held office at the date of approval of the Directors' Report confirm that, so far as they are aware, there is no relevant audit information of which the Company's Auditor is unaware; and each Director has taken all the steps that he/she ought to have taken as a Director to make himself/herself aware of any relevant audit information and to establish that the Company's Auditor is aware of that information.

By order of the Board  
Capita Sinclair Henderson Limited  
Secretary  
12 June 2015

# Audit Committee Report

The main responsibilities of the Audit Committee (“the Committee”) include monitoring the integrity of the accounts of the Company and reviewing the Company’s internal control and risk management systems. The Committee also monitors the independence and objectivity of the external Auditor, reviews the scope and process of the audit undertaken by the external Auditor, and reviews the provision of non-audit services by the external Auditor.

The Committee consists of the three independent Directors and is chaired by Kate Cornish-Bowden. All members are considered to have recent and relevant financial experience. The non-independent Director is also invited to attend the Audit Committee meetings as he is intimately involved in the Company’s affairs and has specific knowledge of the investments made by Calculus Capital on the Company’s behalf.

The Company does not have an internal audit function as most of its day-to-day operations are delegated to third parties, all of whom have their own internal control procedures. The Committee discusses annually whether it would be appropriate to establish an internal audit function, and has agreed that the existing system of monitoring and reporting by third parties remains appropriate and sufficient.

The Committee met twice during the financial year to consider the accounts, review the internal control systems and review the Audit Plan and fees of the external Auditor. The appointed Investment Manager, Calculus Capital, provided the Audit Committee with quarterly cash flow models detailing the timing of Structured Product sales and Venture Capital Investments.

Following strong performance from the Structured Products portfolio, the Committee discussed and agreed to the proposal to redeem two of the Structured Products early in order to pay the ordinary shareholders a Special Dividend of 22p per ordinary share. The Committee worked closely with the Investment Manager to ensure VCT Qualifying Status was maintained. Following the early redemptions, the transition of the investments in the Company from a portfolio of primarily quoted Structured Products into a portfolio of primarily unquoted Venture Capital Investments is almost complete, with only one Structured Product remaining in each of the “O” and “C” share portfolios. By the end of the financial year, over 80 per cent. of the Company was invested in a diversified portfolio of Venture Capital Investments.

The Committee and the Board also reviewed the valuation of the venture capital portfolio. As this is primarily in unlisted securities, accurate valuation requires the skill, knowledge and judgment of Calculus Capital, who applies industry recognised methods of valuation. Following extensive discussions which took into account the current operating performance and environment of the investee companies, the capital structure and the respective financial position of each company, the Committee is confident that either appropriate discounted cash flow valuations or valid comparative valuations have been applied to the unquoted holdings within the Company. The Investment Manager and the Board consider that the investment valuations are consistent and appropriate.

The Committee reviewed the Audit Plan and fees presented by Grant Thornton UK LLP. Grant Thornton has agreed to reduce the audit fee to £19,875 (2014: £20,000). The proposed non-audit fee includes £4,250 (2014: £4,000) for tax services and £1,500 (2014: £1,500) for the presentation of the accounts in iXBRL, computer readable format. Grant Thornton were first appointed as Auditor to the Company in 2010. No tender for the audit of the Company has been undertaken since this date. As part of its review of the continuing appointment of the Auditor, the Committee considers the length of tenure of the audit firm, its fees and independence, along with any matters raised during each audit. The Committee has discussed Grant Thornton’s objectivity and their experience in the VCT industry, and recommended their continued appointment as external Auditor to the Company.

Kate Cornish-Bowden  
Chairman of the Audit Committee  
12 June 2015

# Directors' Remuneration Report

The Board has prepared this report in accordance with the requirements of the Large and Medium Sized Companies and Groups (Accounts and Reports) (Amendment) Regulations 2013. An ordinary resolution for the approval of this report will be put to shareholders at the forthcoming Annual General Meeting.

The law requires the Company's Auditor, Grant Thornton UK LLP, to audit certain disclosures provided. Where disclosures have been audited, they are indicated as such. The Auditor's opinion is included in the Independent Auditor's Report on pages 39 to 41.

## Statement from the Chairman

I am pleased to present the Directors' Remuneration Report for the year ended 28 February 2015.

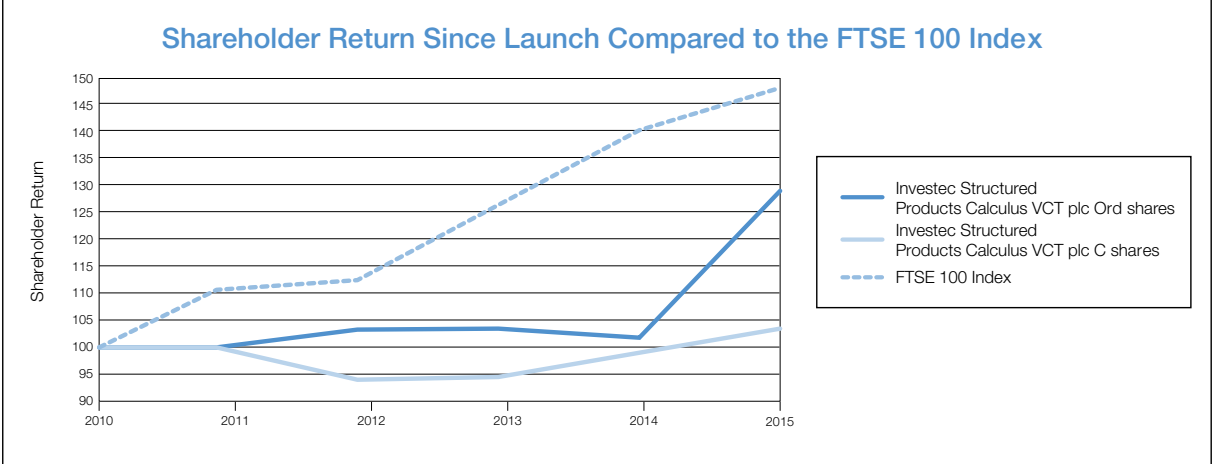
The Board consists entirely of non-executive Directors and the Company has no employees. We have not, therefore, reported on those aspects of remuneration that relate to executive Directors. Due to the size and nature of the Board, it is not considered appropriate for the Company to establish a separate remuneration committee, and the remuneration of the Directors is therefore dealt with by the Board as a whole.

During the year ended 28 February 2015, the fees were set at the rate of £20,000 per annum for the Chairman and £15,000 per annum for other Directors. There have been no changes relating to Directors' remuneration made during the year. Furthermore, there has been no increase in Directors' fees since the launch of the Company in 2010.

There will be no significant change in the way the current, approved Remuneration Policy will be implemented during the course of the next financial year.

## Company Performance

The graph below compares the total return (assuming all dividends are reinvested) to holders of ordinary shares since 8 April 2010 and to holders of C shares since 5 April 2011 (when the ordinary shares and C shares respectively were first admitted to the Official List of The UK Listing Authority) compared to the total shareholder return in the FTSE 100 Index, which is the closest broad index against which to measure the Company's performance.



## Directors' Emoluments for the Year (audited)

The Directors who served in the year received the following emoluments in the form of fees:

Director	Fees		Total	
	Year to 28 February 2015 £'000	Year to 28 February 2014 £'000	Year to 28 February 2015 £'000	Year to 28 February 2014 £'000
Michael O'Higgins	20	20	20	20
Kate Cornish-Bowden	15	15	15	15
John Glencross	–	–	–	–
Steve Meeks	15	15	15	15
	50	50	50	50

John Glencross is not entitled to any remuneration from the Company due to his connection with Calculus Capital.

## Directors' Interests (audited)

There is no requirement under the Company's Articles of Association for Directors to hold shares in the Company. The interests of the Directors and any connected persons in the ordinary and C shares of the Company are set out below:

Director	Number of Ordinary Shares held at 28 February 2015	Number of Ordinary Shares held at 28 February 2014	Number of C Shares held at 28 February 2015	Number of C Shares held at 28 February 2014
Michael O'Higgins	205,500	205,500	–	–
Kate Cornish-Bowden	–	–	10,000	10,000
John Glencross	25,000	25,000	–	–
Steven Meeks	20,550	20,550	–	–

No Director has been granted options to acquire shares in the Company.

There have been no changes in the Directors' interests between 28 February 2015 and the date of this Report.

## Relative Importance of Spend on Pay

	2015 £'000	2014 £'000	Change
Dividends paid to ordinary shareholders in the year	1,291	249	418.5%
Dividends paid to C shareholders in the year	87	87	–
Total remuneration paid to Directors	50	50	–

## Directors' Remuneration Report (continued)

### Voting

The Directors' Remuneration Report for the year ended 28 February 2014 and the Directors' Remuneration Policy were approved by shareholders at the Annual General Meeting held on 1 July 2014. The votes cast by proxy were as follows:

Directors' Remuneration Report	Number of Votes	% of Votes Cast
For	361,401	100
Against	Nil	Nil
At Chairman's discretion	Nil	Nil
Total votes cast	361,401	100
Number of votes withheld	Nil	Nil

Directors' Remuneration Policy	Number of Votes	% of Votes Cast
For	361,401	100
Against	Nil	Nil
At Chairman's discretion	Nil	Nil
Total votes cast	361,401	100
Number of votes withheld	Nil	Nil

### Directors' Remuneration Policy

The Remuneration Policy of the Company was approved by shareholders at the Annual General Meeting held on 1 July 2014.

The Board's policy is that remuneration of non-executive Directors should reflect the experience of the Board as a whole and is determined with reference to comparable organisations and appointments. The level of remuneration has been set in order to attract individuals of a calibre appropriate to the future development of the Company and to reflect the specific circumstances of the Company, the duties and responsibilities of the Directors and the value and amount of time committed to the Company's affairs. There are no performance conditions attaching to the remuneration of the Directors as the Board does not believe that this is appropriate for non-executive Directors.

The fees for the non-executive Directors are determined by the Board within the limit (not to exceed £100,000 per year in aggregate) set out in the Company's Articles of Association, and they are not eligible for bonuses, pension benefits, share options, long-term incentive schemes or other benefits. The approval of shareholders would be required to increase the limits set out in the Articles of Association.

	Expected Fees for Year to 28 February 2016 £	Fees for Year to 28 February 2015 £
Chairman basic fee	20,000	20,000
Non-executive Director Basic Fee	15,000	15,000
Total aggregate annual fees that can be paid	100,000	100,000

Fees for any new Director appointed will be on the above basis. Fees payable in respect of subsequent periods will be determined following an annual review. Any views expressed by shareholders on the fees being paid to Directors would be taken into consideration by the Board.

## Directors' Service Contracts

It is the Board's policy that Directors do not have service contracts, but Directors are provided with a letter of appointment as a non-executive Director.

The terms of their appointment provide that Directors shall retire and be subject to election at the first Annual General Meeting after their appointment. Directors are thereafter obliged to retire by rotation, and to stand for re-election by shareholders at least every three years after that. Directors who have served on the Board for more than nine years must offer themselves for re-election on an annual basis. The terms also provide that a Director may be removed on not less than three months' written notice. Compensation will not be made upon early termination of appointment.

In accordance with the regulations, an ordinary resolution to approve the Directors' remuneration policy will be put to shareholders at least once every three years and in any year if there is to be a change in the Directors' Remuneration policy.

## Approval

The Directors' Remuneration Report was approved by the Board on 12 June 2015.

On behalf of the Board  
Michael O'Higgins  
Chairman

# Directors' Responsibilities Statement

## Statement of Directors' Responsibilities in respect of the Annual Report and the Accounts

The Directors are responsible for preparing the Annual Report and the Accounts in accordance with applicable law and regulations.

Company law requires the Directors to prepare Accounts for each financial year. Under that law they have elected to prepare the Accounts in accordance with United Kingdom Generally Accepted Accounting Practice (United Kingdom Accounting Standards and applicable laws). Under company law the Directors must not approve the Accounts unless they are satisfied that they give a true and fair view of the state of affairs and profit or loss of the Company for that period.

In preparing these Accounts, the Directors are required to:

- select suitable accounting policies and then apply them consistently;
- make judgments and accounting estimates that are reasonable and prudent;
- state whether applicable UK Accounting Standards have been followed, subject to any material departures disclosed and explained in the Accounts; and
- prepare the Accounts on the going concern basis unless it is inappropriate to presume that the Company will continue in business.

The Directors are responsible for keeping adequate accounting records that are sufficient to show and explain the Company's transactions and disclose with reasonable accuracy at any time the financial position of the Company and enable them to ensure that the Accounts comply with the Companies Act 2006. They are also responsible for safeguarding the assets of the Company and hence for taking reasonable steps for the prevention and detection of fraud and other irregularities.

Under applicable law and regulations, the Directors are also responsible for preparing a Strategic Report, Directors' Report, Directors' Remuneration Report and Corporate Governance Statement that comply with that law and those regulations, and for ensuring that the Annual Report includes information required by the Listing Rules of the Financial Conduct Authority.

The Accounts are published on the [www.calculuscapital.com](http://www.calculuscapital.com) website, which is a website maintained by one of the Company's Investment Managers, Calculus Capital. The maintenance and integrity of the website maintained by Calculus Capital is, so far as it relates to the Company, the responsibility of Calculus Capital. The work carried out by the Auditor does not involve consideration of the maintenance and integrity of this website and accordingly, the Auditor accepts no responsibility for any changes that have occurred to the Accounts since they were initially presented on the website. Visitors to the website need to be aware that legislation in the United Kingdom covering the preparation and dissemination of the Accounts may differ from legislation in their jurisdiction.

We confirm that to the best of our knowledge:

- the Accounts, prepared in accordance with UK accounting standards, give a true and fair view of the assets, liabilities, financial position and profit or loss of the Company; and
- the Annual Report includes a fair review of the development and performance of the business and the position of the Company together with a description of the principal risks and uncertainties that it faces.

Michael O'Higgins  
Chairman  
12 June 2015



# Independent Auditor's Report

## Independent auditor's report to the members of Investec Structured Products Calculus VCT plc

### Our opinion on the accounts is unmodified

In our opinion the accounts:

- give a true and fair view of the state of the Company's affairs as at 28 February 2015 and of its loss for the year then ended;
- have been properly prepared in accordance with applicable law and United Kingdom Accounting Standards (United Kingdom Generally Accepted Accounting practice); and
- have been prepared in accordance with the requirements of the Companies Act 2006.

### What we have audited

Investec Structured Products Calculus VCT plc's accounts comprise the income statements, the reconciliation of movements in the shareholders' funds, the balance sheets, the cash flow statements and the related notes.

The financial reporting framework that has been applied in their preparation is United Kingdom Generally Accepted Accounting Practice.

### Our assessment of risk

In arriving at our opinions set out in this report, we highlight the following risks that are, in our judgement, likely to be most important to users' understanding of our audit.

#### Valuation of unquoted investments and structured product investments

The risk: The Company's business is investing in financial assets with a view to generating long term capital growth and tax free dividends for investors. Accordingly, the investment portfolio is a significant material item in the accounts. The recognition and measurement (as measurement includes significant assumptions and judgements to be made) of the unquoted financial assets in the investment portfolio is therefore a risk that requires particular audit attention.

#### Our response:

##### Unquoted investments (consisting of unquoted equity investments and unquoted loan notes);

Our audit work included, but was not restricted to, considering whether the investments were valued in accordance with the International Private Equity and Venture Capital (IPEVC) guidelines and discussing the valuations of the investee companies with the Investment Manager, including a discussion of the investee companies' management accounts and board packs, and determining whether the valuations were consistent with that data. We re-performed the valuation workings to ensure accuracy of the calculations and used internal valuation specialists to assist in determining whether the valuation methodologies used by the Investment Manager were reasonable for the type of investment. The Investment Manager also uses data relating to other companies that have publically available market prices in the valuations and our internal valuation specialists also assisted in determining whether the companies chosen by the Investment Manager for comparison purposes (comparator companies) were appropriate. We compared the publically available data obtained on the comparator companies to the discount rates, forecasts and other assumptions made by the Investment Manager in the valuations of the investee companies. The Company's accounting policy on the valuation of unquoted investments is included in note 1 and disclosures about investments held at the year-end are included in note 8.

##### Structured product investments

Our audit work included but was not restricted to considering the valuation accepted by the investment manager. We used internal actuarial experts to independently recalculate the fair values of the structured products using their own assumptions and compare these to the values accepted by the client. In doing so the assumptions and methodology used in the Investment Manager valuations were tested, although the actual model and assumptions used were not provided. Our experts did not return values that were materially different from those accepted by the Investment Manager. The Company's accounting policy on the valuation of Structured Product investments is included in note 1 and disclosures about investments held at the year-end are included in note 8.

# Independent Auditor's Report (continued)

## Our application of materiality and an overview of the scope of our audit

### Materiality

We define materiality as the magnitude of misstatement in the accounts that makes it probable that the economic decisions of a reasonably knowledgeable person would be changed or influenced. We determined materiality for the audit of the Company accounts as a whole to be £50,000, which was 1 per cent. of the Company's total assets at the audit planning stage. This benchmark is considered the most appropriate as, in our view, it is a key driver of the Company's performance. We use a different level of materiality, performance materiality, to drive the extent of our testing and this was set at 75 per cent. of financial statement materiality for the audit of the Company accounts. We also determine a lower level of specific materiality for certain areas such as the revenue column of the income statement, Directors' remuneration and related party transactions.

We determined the threshold at which we will communicate misstatements to the audit committee to be £2,500. In addition we communicate misstatements below that threshold that, in our view, warrant reporting on qualitative grounds.

### Overview of the scope of our audit

We conducted our audit in accordance with International Standards on Auditing (UK and Ireland). Our responsibilities under those standards are further described in the 'Responsibilities for the accounts and the audit' section of our report. We believe that the audit evidence we have obtained is sufficient and appropriate to provide a basis for our opinion.

We are independent of the Company in accordance with the Auditing Practices Board's Ethical Standards for Auditors, and we have fulfilled our other ethical responsibilities in accordance with those Ethical Standards.

Our audit approach was based on a thorough understanding of the Company's business and is risk-based. The day-to-day management of the Company's investment portfolio, the custody of its investments and the maintenance of the Company's accounting records is outsourced to third-party service providers. Accordingly, our audit work is focused on obtaining an understanding of, and evaluating, internal controls at the Company and relevant third-party service providers. This included a review of reports on the description, design and operating effectiveness of internal controls at relevant third-party service providers. We undertook substantive testing on significant transactions, balances and disclosures, the extent of which was based on various factors such as our overall assessment of the control environment, the effectiveness of controls over individual systems and the management of specific risks. Our audit scope included a full audit of the accounts of the Company.

## Other reporting required by regulations

### Our opinion on other matters prescribed by the Companies Act 2006 is unmodified

In our opinion:

- the part of the Directors' Remuneration Report to be audited has been properly prepared in accordance with the Companies Act 2006;
- the information given in the Strategic Report and Directors' Report for the financial year for which the accounts are prepared is consistent with the accounts; and
- the information given in the Corporate Governance Statement set out at <http://www.calculuscapital.com/investec-structured-products-calculus-vct-plc/> with respect to internal control and risk management systems in relation to financial reporting processes and about share capital structures is consistent with the accounts.

### Matters on which we are required to report by exception

We have nothing to report in respect of the following:

Under the ISAs (UK and Ireland), we are required to report to you if, in our opinion, information in the annual report is:

- materially inconsistent with the information in the audited accounts; or
- apparently materially incorrect based on, or materially inconsistent with, our knowledge of the Company acquired in the course of performing our audit; or
- otherwise misleading.

In particular, we are required to report to you if:

- we have identified any inconsistencies between our knowledge acquired during the audit and the Directors' statement that they consider the annual report is fair, balanced and understandable; or
- the annual report does not appropriately disclose those matters that were communicated to the audit committee which we consider should have been disclosed.

Under the Companies Act 2006 we are required to report to you if, in our opinion:

- adequate accounting records have not been kept, or returns adequate for our audit have not been received from branches not visited by us; or
- the accounts and the part of the Directors' Remuneration Report to be audited are not in agreement with the accounting records and returns; or
- certain disclosures of Directors' remuneration specified by law are not made; or
- we have not received all the information and explanations we require for our audit; or
- a Corporate Governance Statement has not been prepared by the company.

Under the Listing Rules, we are required to review:

- the Directors' statement, set out on page 30, in relation to going concern; and
- the part of the Corporate Governance Statement relating to the Company's compliance with the ten provisions of the UK Corporate Governance Code specified for our review.

## Responsibilities for the accounts and the audit

What an audit of accounts involves:

A description of the scope of an audit of accounts is provided on the Financial Reporting Council's website at [www.frc.org.uk/auditscopeukprivate](http://www.frc.org.uk/auditscopeukprivate).

What the Directors are responsible for:

As explained more fully in the Directors' Responsibilities Statement set out on page 38, the Directors are responsible for the preparation of the accounts and for being satisfied that they give a true and fair view.

What we are responsible for:

Our responsibility is to audit and express an opinion on the accounts in accordance with applicable law and International Standards on Auditing (UK and Ireland). Those standards require us to comply with the Auditing Practices Board's Ethical Standards for Auditors.

Who we are reporting to:

This report is made solely to the Company's members, as a body, in accordance with Chapter 3 of Part 16 of the Companies Act 2006. Our audit work has been undertaken so that we might state to the Company's members those matters we are required to state to them in an auditor's report and for no other purpose. To the fullest extent permitted by law, we do not accept or assume responsibility to anyone other than the Company and the Company's members as a body, for our audit work, for this report, or for the opinions we have formed.

Christopher Smith  
(Senior Statutory Auditor)  
for and on behalf of Grant Thornton UK LLP  
Statutory Auditor, Chartered Accountants  
London

12 June 2015

# Income Statement

## for the year ended 28 February 2015

	Note	Year Ended 28 February 2015			Year Ended 28 February 2014		
		Revenue Return £'000	Capital Return £'000	Total £'000	Revenue Return £'000	Capital Return £'000	Total £'000
<b>Ordinary Share Fund</b>							
Investment holding (losses)/gains	8	–	(443)	(443)	–	267	267
Gain on disposal of investments	8	–	459	459	–	10	10
Income	2	64	–	64	74	–	74
Investment management fee	3	(10)	(32)	(42)	(11)	(34)	(45)
Other operating expenses	4	(111)	–	(111)	(107)	–	(107)
<b>(Loss)/profit on ordinary activities before taxation</b>		<b>(57)</b>	<b>(16)</b>	<b>(73)</b>	<b>(44)</b>	<b>243</b>	<b>199</b>
Taxation on ordinary activities	5	–	–	–	–	–	–
<b>(Loss)/profit for the year</b>		<b>(57)</b>	<b>(16)</b>	<b>(73)</b>	<b>(44)</b>	<b>243</b>	<b>199</b>
<b>Basic and diluted earnings per ordinary share</b>	7	<b>(1.2)p</b>	<b>(0.3)p</b>	<b>(1.5)p</b>	<b>(0.9)p</b>	<b>5.1p</b>	<b>4.2p</b>
<b>C Share Fund</b>							
Investment holding gains	8	–	98	98	–	33	33
(Loss)/gain on disposal of investments	8	–	(1)	(1)	–	52	52
Income	2	25	–	25	22	–	22
Investment management fee	3	(4)	(13)	(17)	(4)	(13)	(17)
Other operating expenses	4	(44)	–	(44)	(43)	–	(43)
<b>(Loss)/profit on ordinary activities before taxation</b>		<b>(23)</b>	<b>84</b>	<b>61</b>	<b>(25)</b>	<b>72</b>	<b>47</b>
Taxation on ordinary activities	5	–	–	–	–	–	–
<b>(Loss)/profit for the year</b>		<b>(23)</b>	<b>84</b>	<b>61</b>	<b>(25)</b>	<b>72</b>	<b>47</b>
<b>Basic and diluted earnings per C share</b>	7	<b>(1.2)p</b>	<b>4.3p</b>	<b>3.1p</b>	<b>(1.3)p</b>	<b>3.7p</b>	<b>2.4p</b>

The total column of these statements represents the Income Statement of the Ordinary Share Fund and C Share Fund.

The supplementary revenue return and capital return columns are both prepared in accordance with the Association of Investment Companies' ("AIC") Statement of Recommended Practice ("SORP").

No operations were acquired or discontinued during the year.

All items in the above statement derive from continuing operations.

There were no recognised gains or losses other than those passing through the Income Statement.

The notes on pages 51 to 71 form an integral part of these Accounts.

	Note	Year Ended 28 February 2015			Year Ended 28 February 2014		
		Revenue Return £'000	Capital Return £'000	Total £'000	Revenue Return £'000	Capital Return £'000	Total £'000
<b>Total</b>							
Investment holding (losses)/gains	8	–	(345)	(345)	–	300	300
Gain on disposal of investments	8	–	458	458	–	62	62
Income	2	89	–	89	96	–	96
Investment management fee	3	(14)	(45)	(59)	(15)	(47)	(62)
Other operating expenses	4	(155)	–	(155)	(150)	–	(150)
<b>(Loss)/profit on ordinary activities before taxation</b>		<b>(80)</b>	<b>68</b>	<b>(12)</b>	<b>(69)</b>	<b>315</b>	<b>246</b>
Taxation on ordinary activities	5	–	–	–	–	–	–
<b>(Loss)/profit for the year</b>		<b>(80)</b>	<b>68</b>	<b>(12)</b>	<b>(69)</b>	<b>315</b>	<b>246</b>
<b>Basic and diluted earnings per ordinary share</b>	7	<b>(1.2)p</b>	<b>(0.3)p</b>	<b>(1.5)p</b>	<b>(0.9)p</b>	<b>5.1p</b>	<b>4.2p</b>
<b>Basic and diluted earnings per C share</b>	7	<b>(1.2)p</b>	<b>4.3p</b>	<b>3.1p</b>	<b>(1.3)p</b>	<b>3.7p</b>	<b>2.4p</b>

The total column of this statement represents the Company's Income Statement.

The supplementary revenue return and capital return columns are both prepared in accordance with the AIC's SORP.

No operations were acquired or discontinued during the year.

All items in the above statement derive from continuing operations.

There were no recognised gains or losses other than those passing through the Income Statement.

The notes on pages 51 to 71 form an integral part of these Accounts.

# Reconciliation of Movements in Shareholders' Funds for the year ended 28 February 2015

	Share Capital £'000	Special Reserve £'000	Capital Reserve Realised £'000	Capital Reserve Unrealised £'000	Revenue Reserve £'000	Total £'000
<b>Ordinary Share Fund</b>						
For the year ended 28 February 2015						
1 March 2014	47	3,729	273	736	(273)	4,512
Investment holding losses	-	-	-	(443)	-	(443)
Gain on disposal of investments	-	-	459	-	-	459
Management fee allocated to capital	-	-	(32)	-	-	(32)
Revenue return on ordinary activities after tax	-	-	-	-	(57)	(57)
Dividends paid	-	(1,291)	-	-	-	(1,291)
<b>28 February 2015</b>	<b>47</b>	<b>2,438</b>	<b>700</b>	<b>293</b>	<b>(330)</b>	<b>3,148</b>
For the year ended 28 February 2014						
1 March 2013	47	3,978	297	469	(229)	4,562
Investment holding gains	-	-	-	267	-	267
Gain on disposal of investments	-	-	10	-	-	10
Management fee allocated to capital	-	-	(34)	-	-	(34)
Revenue return on ordinary activities after tax	-	-	-	-	(44)	(44)
Dividends paid	-	(249)	-	-	-	(249)
<b>28 February 2014</b>	<b>47</b>	<b>3,729</b>	<b>273</b>	<b>736</b>	<b>(273)</b>	<b>4,512</b>
<b>C Share Fund</b>						
For the year ended 28 February 2015						
1 March 2014	19	1,628	86	137	(105)	1,765
Investment holding gains	-	-	-	98	-	98
(Loss)/gain on disposal of investments	-	-	(1)	-	-	(1)
Management fee allocated to capital	-	-	(13)	-	-	(13)
Revenue return on ordinary activities after tax	-	-	-	-	(23)	(23)
Dividends paid	-	(87)	-	-	-	(87)
<b>28 February 2015</b>	<b>19</b>	<b>1,541</b>	<b>72</b>	<b>235</b>	<b>(128)</b>	<b>1,739</b>
For the year ended 28 February 2014						
1 March 2013	19	1,715	47	104	(80)	1,805
Investment holding gains	-	-	-	33	-	33
Gain on disposal of investments	-	-	52	-	-	52
Management fee allocated to capital	-	-	(13)	-	-	(13)
Revenue return on ordinary activities after tax	-	-	-	-	(25)	(25)
Dividends paid	-	(87)	-	-	-	(87)
<b>28 February 2014</b>	<b>19</b>	<b>1,628</b>	<b>86</b>	<b>137</b>	<b>(105)</b>	<b>1,765</b>

The notes on pages 51 to 71 form an integral part of these Accounts.

	Share Capital £'000	Special Reserve £'000	Capital Reserve Realised £'000	Capital Reserve Unrealised £'000	Revenue Reserve £'000	Total £'000
--	---------------------------	-----------------------------	---	---	-----------------------------	----------------

## Total

### For the year ended 28 February 2015

1 March 2014	66	5,357	359	873	(378)	6,277
Investment holding losses	-	-	-	(345)	-	(345)
Gain on disposal of investments	-	-	458	-	-	458
Management fee allocated to capital	-	-	(45)	-	-	(45)
Revenue return on ordinary activities after tax	-	-	-	-	(80)	(80)
Dividends paid	-	(1,378)	-	-	-	(1,378)
<b>28 February 2015</b>	<b>66</b>	<b>3,979</b>	<b>772</b>	<b>528</b>	<b>(458)</b>	<b>4,887</b>

### For the year ended 28 February 2014

1 March 2013	66	5,693	344	573	(309)	6,367
Investment holding gains	-	-	-	300	-	300
Gain on disposal of investments	-	-	62	-	-	62
Management fee allocated to capital	-	-	(47)	-	-	(47)
Revenue return on ordinary activities after tax	-	-	-	-	(69)	(69)
Dividends paid	-	(336)	-	-	-	(336)
<b>28 February 2014</b>	<b>66</b>	<b>5,357</b>	<b>359</b>	<b>873</b>	<b>(378)</b>	<b>6,277</b>

The notes on pages 51 to 71 form an integral part of these Accounts.



# Balance Sheet

## as at 28 February 2015

	Note	28 February 2015 £'000	28 February 2014 £'000
<b>Ordinary Share Fund</b>			
<b>Fixed assets</b>			
Investments	8	3,061	4,573
<b>Current assets</b>			
Debtors	9	62	73
Cash at bank and on deposit		107	–
		169	73
<b>Creditors: amount falling due within one year</b>			
Creditors	10	(82)	(107)
Bank overdraft		–	(22)
		(82)	(129)
<b>Net current assets/(liabilities)</b>		<b>87</b>	<b>(56)</b>
<b>Non-current liabilities</b>			
IFA trail commission		–	(5)
<b>Net assets</b>		<b>3,148</b>	<b>4,512</b>
<b>Capital and reserves</b>			
Called-up share capital	11	47	47
Special reserve		2,438	3,729
Capital reserve – realised		700	273
– unrealised		293	736
Revenue reserve		(330)	(273)
<b>Equity shareholders' funds</b>		<b>3,148</b>	<b>4,512</b>
<b>Net asset value per ordinary share – basic</b>	12	<b>66.4p</b>	<b>95.2p</b>

The notes on pages 51 to 71 form an integral part of these Accounts.

	Note	28 February 2015 £'000	28 February 2014 £'000
<b>C Share Fund</b>			
<b>Fixed assets</b>			
Investments	8	1,649	1,647
<b>Current assets</b>			
Debtors	9	26	29
Cash at bank and on deposit		103	130
		129	159
<b>Creditors: amount falling due within one year</b>			
Creditors	10	(36)	(36)
<b>Net current assets</b>		<b>93</b>	<b>123</b>
<b>Non-current liabilities</b>			
IFA trail commission		(3)	(5)
<b>Net assets</b>		<b>1,739</b>	<b>1,765</b>
<b>Capital and reserves</b>			
Called-up share capital	11	19	19
Special reserve		1,541	1,628
Capital reserve – realised		72	86
– unrealised		235	137
Revenue reserve		(128)	(105)
<b>Equity shareholders' funds</b>		<b>1,739</b>	<b>1,765</b>
<b>Net asset value per C share – basic</b>	12	<b>90.1p</b>	<b>91.4p</b>

The notes on pages 51 to 71 form an integral part of these Accounts.

# Balance Sheet

## as at 28 February 2015 (continued)

	Note	28 February 2015 £'000	28 February 2014 £'000
<b>Total</b>			
<b>Fixed assets</b>			
Investments	8	4,710	6,220
<b>Current assets</b>			
Debtors	9	88	102
Cash at bank and on deposit		210	130
		298	232
<b>Creditors: amounts falling due within one year</b>			
Creditors	10	(118)	(143)
Bank overdraft		–	(22)
		(118)	(165)
<b>Net current assets</b>		180	67
<b>Non-current liabilities</b>			
IFA trail commission		(3)	(10)
<b>Net assets</b>		4,887	6,277
<b>Capital and reserves</b>			
Called-up share capital		66	66
Special reserve		3,979	5,357
Capital reserve – realised		772	359
Capital reserve – unrealised		528	873
Revenue reserve		(458)	(378)
<b>Equity shareholders' funds</b>		4,887	6,277
<b>Net asset value per ordinary share – basic</b>	12	66.4p	95.2p
<b>Net asset value per C share – basic</b>	12	90.1p	91.4p

These Accounts were approved by the Board of Directors of Investec Structured Products Calculus VCT plc and were authorised for issue on 12 June 2015 and were signed on its behalf by:

Michael O'Higgins  
Chairman

Registered No. 07142153 England & Wales

The notes on pages 51 to 71 form an integral part of these Accounts.

# Cash Flow Statement

## for the year ended 28 February 2015

		Year Ended 28 February 2015 £'000	Year Ended 28 February 2014 £'000
--	--	--	--

### Ordinary Share Fund

#### Operating activities

Investment income received		70	104
Investment management fees		(79)	(22)
Other cash payments		(99)	(103)
<b>Cash expended from operating activities</b>	13	<b>(108)</b>	<b>(21)</b>
<b>Cash flow from investing activities</b>			
Purchase of investments		(3)	(12)
Sale of investments		1,531	261
<b>Net cash flow from investing activities</b>		<b>1,528</b>	<b>249</b>
Equity dividend paid		(1,291)	(249)
<b>Net cash flow before financing</b>		<b>129</b>	<b>(21)</b>
<b>Cash flow from financing activities</b>			
Expenses of share issues		–	(5)
<b>Net cash flow from financing activities</b>		<b>–</b>	<b>(5)</b>
<b>Increase/(decrease) in cash at bank and on deposit</b>		<b>129</b>	<b>(26)</b>
<b>Analysis of changes in cash at bank and on deposit</b>			
Beginning of year		(22)	4
<b>Net cash increase/(decrease)</b>		<b>129</b>	<b>(26)</b>
<b>As at 28 February</b>		<b>107</b>	<b>(22)</b>

### C Share Fund

#### Operating activities

Investment income received		27	22
Deposit interest received		–	1
Investment management fees		(22)	(17)
Other cash payments		(40)	(38)
<b>Cash expended from operating activities</b>	13	<b>(35)</b>	<b>(32)</b>
<b>Cash flow from investing activities</b>			
Purchase of investments		–	(657)
Sale of investments		95	353
<b>Net cash flow from investing activities</b>		<b>95</b>	<b>(304)</b>
Equity dividend paid		(87)	(87)
<b>Net cash flow before financing</b>		<b>(27)</b>	<b>(423)</b>
<b>Cash flow from financing activities</b>			
Expenses of share issues		–	(3)
<b>Net cash flow from financing activities</b>		<b>–</b>	<b>(3)</b>
<b>Decrease in cash at bank and on deposit</b>		<b>(27)</b>	<b>(426)</b>
<b>Analysis of changes in cash at bank and on deposit</b>			
Beginning of year		130	556
<b>Net cash decrease</b>		<b>(27)</b>	<b>(426)</b>
<b>As at 28 February</b>		<b>103</b>	<b>130</b>

# Cash Flow Statement

## for the year ended 28 February 2015 (continued)

	Year Ended 28 February 2015 £'000	Year Ended 28 February 2014 £'000
Note		
<b>Total</b>		
<b>Operating activities</b>		
Investment income received	97	126
Deposit interest received	–	1
Investment management fees	(101)	(39)
Other cash payments	(139)	(141)
<b>Cash expended from operating activities</b>	<b>13</b>	<b>(53)</b>
<b>Cash flow from investing activities</b>		
Purchase of investments	(3)	(669)
Sale of investments	1,626	614
<b>Net cash flow from investing activities</b>	<b>1,623</b>	<b>(55)</b>
Equity dividend paid	(1,378)	(336)
<b>Net cash flow before financing</b>	<b>102</b>	<b>(444)</b>
<b>Cash flow from financing activities</b>		
Expenses of share issues	–	(8)
<b>Net cash flow from financing activities</b>	<b>–</b>	<b>(8)</b>
<b>Increase/(decrease) in cash at bank and on deposit</b>	<b>102</b>	<b>(452)</b>
<b>Analysis of changes in cash at bank and on deposit</b>		
Beginning of year	108	560
<b>Net cash increase/(decrease)</b>	<b>102</b>	<b>(452)</b>
<b>As at 28 February</b>	<b>210</b>	<b>108</b>

The notes on pages 51 to 71 form an integral part of these Accounts.

# Notes to the Accounts

## 1. Accounting Policies

### Basis of accounting

These Accounts cover the 12 month period 1 March 2014 to 28 February 2015, and have been prepared under the historical cost convention, except for the valuation of financial assets at fair value through profit or loss, in accordance with UK Generally Accepted Accounting Practice ("UK GAAP") and the AIC SORP issued January 2009 (the AIC SORP issued November 2014 is not applicable until the next reporting period). These Accounts are prepared on the going concern basis.

In determining the analysis of total income and expenses as between capital return and revenue return, the Directors have followed the guidance contained in the AIC SORP, and on the assumption that the Company maintains VCT status.

Expenses are allocated between the Ordinary Share Fund and the C Share Fund on the basis of the ratio of the number of shares held by the respective fund to the total number of ordinary and C shares where the expense is a shared expense. Where expenses are not shared in this proportion, they are applied on the basis of the most accurate method.

The Ordinary Share Fund and C Share Fund share bank accounts. Each funds' share of the bank accounts is based on actual receipts and payments. These cash flows are allocated according to the accounting policy for income and expenses respectively.

The Company has not prepared consolidated accounts and has accounted for its subsidiary, Investec SPV Limited, as an investment on the grounds that its results are immaterial to the Company. Investec SPV Limited was dissolved in March 2014 as it was no longer required.

The Company's Accounts are presented in Sterling.

### Investments at fair value through profit or loss

The Company aims to invest in portfolios of Structured Products and Venture Capital Investments that will provide sufficient total returns to allow the Company to pay annual dividends and provide long-term capital returns for investors. As a result, all investments held by the Company are designated, upon initial recognition, as held at fair value through profit or loss, in accordance with Financial Reporting Standard 26 'Financial Instruments: Recognition and Measurement' and the AIC SORP. The Company manages and evaluates the performance of these investments on a fair value basis in accordance with its investment strategy, and information about the portfolio is provided internally on this basis to the Board. Fair value is the amount for which an asset can be exchanged between knowledgeable, willing parties in an arm's length transaction. Investments held at fair value through profit or loss are initially recognised at cost, being the consideration given and excluding transaction or other dealing costs associated with the investment, which are expensed and included in the capital column of the Income Statement. Subsequently, investments are measured at fair value, with gains and losses on investments recognised in the Income Statement and allocated to capital. All purchases and sales of investments are accounted for on trade date basis.

For investments actively traded in organised financial markets, fair value is generally determined by reference to quoted market bid, or last, prices, depending on the convention of the exchange on which the investment is quoted, at the close of business on the Balance Sheet date.

Structured Products are valued by reference to the FTSE 100 Index, with mid prices for the Structured Products provided by the product issuers. An adjustment is made to these prices to take into account any bid/offer spreads prevalent in the market at each valuation date. These spreads are either determined by the issuer or recommended by the Structured Products Manager, Investec Structured Products (a trading name of Investec Bank plc).

Unquoted investments are valued using an appropriate valuation technique so as to establish what the transaction price would have been at the Balance Sheet date. Such investments are valued in accordance with the International Private Equity and Venture Capital Association ("IPEV") guidelines. Primary indicators of fair value are derived from earnings multiples, recent arm's length market transactions, net assets or, where appropriate, at cost for recent investments or the discounted cash flow valuation as at the previous reporting date.

# Notes to the Accounts (continued)

## 1. Accounting Policies (continued)

### Income

Dividends receivable on equity shares are recognised as revenue on the date on which the shares or units are marked as ex-dividend. Where no ex-dividend date is available, the revenue is recognised when the Company's right to receive it has been established.

Interest receivable from fixed income securities is recognised using the effective interest rate method. Interest receivable on bank deposits is included in the Accounts on an accruals basis.

The gains and losses arising on investments in Structured Products are allocated between revenue and capital according to the nature of each Structured Product. This is dependent on the extent to which the return on the Structured Product is capital or revenue based.

Other revenue is credited to the revenue column of the Income Statement when the Company's right to receive the revenue has been established.

### Expenses

All expenses are accounted for on an accruals basis. Expenses are charged to the Income Statement as follows:

- expenses, except as stated below, are charged to the revenue column of the Income Statement;
- expenses incurred on the acquisition or disposal of an investment are taken to the capital column of the Income Statement;
- expenses are charged to the capital column of the Income Statement where a connection with the maintenance or enhancement of the value of the investments can be demonstrated. In this respect management fees have been allocated 75 per cent. to the capital column and 25 per cent. to the revenue column of the Income Statement, being in line with the Board's expected long-term split of returns, in the form of capital gains and revenue respectively, from the investment portfolio of the Company; and
- expenses associated with the issue of shares are deducted from the share premium account. Annual IFA trail commission covering a five year period since share allotment has been provided for in the Accounts as, due to the nature of the Company, it is probable that this will be payable. The commission is apportioned between current and non-current liabilities.

Expenses incurred by the Company in excess of the agreed cap, currently 3 per cent. of the gross amount raised from the offer for subscription of ordinary shares and C shares respectively for the 2009/2010, 2010/2011 and 2011/2012 tax years (excluding irrecoverable VAT, annual trail commission and performance incentive fees), can be clawed back from Investec Structured Products until the Ordinary Share Interim Return Date. Any clawback is treated as a credit against the expenses of the Company.

### Investment management and performance fees

Calculus Capital, as Investment Manager of the VCT qualifying portfolio, receives an annual investment management fee of an amount equivalent to 1.0 per cent. of the net assets of the respective share fund.

Investec Structured Products, as Investment Manager of the Structured Products portfolio, does not receive any annual management fees from the Company. Investec Structured Products is entitled to an arrangement fee from the providers of Structured Products as detailed in note 17.

The Investment Managers will each receive a performance incentive fee payable in cash of an amount equal to 10 per cent. of dividends and distributions paid (including the relevant distribution being offered) to holders of ordinary shares over and above 105p per ordinary share (this being a 50 per cent. return on an initial net investment of 70p per ordinary share taking into account upfront income tax relief) provided holders of ordinary shares have received or been offered an interim return of at least 70p per share for payment on or before 14 December 2015. Such performance incentive fees will be paid within 10 business days of the date of payment of the relevant dividend or distribution.



## 1. Accounting Policies (continued)

### Investment management and performance fees (continued)

For the C Share Fund, Investec Structured Products and Calculus Capital will be entitled to performance incentive fees as set out below:

- 10 per cent. of C Shareholder Proceeds in excess of 105p up to and including Proceeds of 115p per C share, such amount to be paid within ten business days of the date of payment of the relevant dividend or distribution pursuant to which a return of 115p per C share is satisfied; and
- 10 per cent. of C Shareholder Proceeds in excess of 115p per C share, such amounts to be paid within ten business days of the date of payment of the relevant dividend or distribution;

provided in each case that C shareholders have received or been offered the C Share Interim Return of at least 70p per C share on or before 14 March 2017 and at least a further 45p per C share having been received or offered for payment on or before 14 March 2019.

### Capital reserve

The capital return component of the return for the year is taken to the non-distributable capital reserves and the unrealised capital component of the return for the year is taken to the non-distributable capital reserves within the Reconciliation of Movements in Shareholders' Funds.

### Special reserve

The special reserve was created by the cancellation of the Ordinary Share Fund's share premium account on 20 October 2010. A further cancellation of the share premium account occurred on 23 November 2011 for both the Ordinary Share Fund and C Share Fund. The special reserve is a distributable reserve created to be used by the Company inter alia to write off losses, fund market purchases of its own ordinary and C shares, make distributions and/or for other corporate purposes.

The Company was formerly an investment company under section 833 of the Companies Act 2006. On 18 May 2011, investment company status was revoked by the Company. This was done in order to allow the Company to pay dividends to shareholders using the special reserve.

### Taxation

Deferred tax is recognised in respect of all timing differences that have originated but not reversed at the Balance Sheet date where transactions or events that result in an obligation to pay more tax in the future have occurred at the Balance Sheet date. This is subject to deferred tax assets only being recognised if it is considered more likely than not that there will be suitable profits from which the future reversals of the underlying timing differences can be deducted. Timing differences are differences between the Company's taxable profits and its results as stated in the Accounts.

Deferred tax is measured at the average tax rates that are expected to apply in the periods in which the timing differences are expected to reverse, based on tax rates and laws that have been enacted or substantially enacted by the Balance Sheet date. Deferred tax is measured on a non-discounted basis.

No taxation liability arises on gains from sales of fixed asset investments by the Company by virtue of its VCT status. However, the net revenue (excluding UK dividend income) accruing to the Company is liable to corporation tax at the prevailing rates.

### Dividends

Dividends to shareholders are accounted for in the period in which they are paid or approved in general meetings. Dividends payable to equity shareholders are recognised in the Reconciliation of Movements in Shareholders' Funds when they are paid, or have been approved by shareholders in the case of a final dividend and become a liability of the Company.

# Notes to the Accounts (continued)

## 2. Income

	Year Ended 28 February 2015 £'000	Year Ended 28 February 2014 £'000
<b>Ordinary Share Fund</b>		
UK dividends	–	2
UK unfranked loan stock interest	55	58
Redemption premium	9	12
Commission fees received	–	2
	<b>64</b>	<b>74</b>
<b>Total income comprises:</b>		
Interest	64	70
Dividends	–	2
Other income	–	2
	<b>64</b>	<b>74</b>
<b>C Share Fund</b>		
UK dividends	–	1
UK unfranked loan stock interest	22	19
Redemption premium	3	–
Bank interest	–	1
Commission fees received	–	1
	<b>25</b>	<b>22</b>
<b>Total income comprises:</b>		
Interest	25	20
Dividends	–	1
Other income	–	1
	<b>25</b>	<b>22</b>
<b>Total</b>		
UK dividends	–	3
UK unfranked loan stock interest	77	77
Redemption premium	12	12
Bank interest	–	1
Commission fees received	–	3
	<b>89</b>	<b>96</b>
<b>Total income comprises:</b>		
Interest	89	90
Dividends	–	3
Other income	–	3
	<b>89</b>	<b>96</b>

### 3. Management Fee

	Year Ended 28 February 2015			Year Ended 28 February 2014		
	Revenue £'000	Capital £'000	Total £'000	Revenue £'000	Capital £'000	Total £'000
<b>Ordinary Share Fund</b>						
Investment management fee	10	32	42	11	34	45
<b>C Share Fund</b>						
Investment management fee	4	13	17	4	13	17
<b>Total</b>						
Investment management fee	14	45	59	15	47	62

No performance fee was paid during the year.

### 4. Other Expenses

	Year Ended 28 February 2015 £'000	Year Ended 28 February 2014 £'000
<b>Ordinary Share Fund</b>		
Directors' fees	35	35
Secretarial and accounting fees	61	59
Auditor's remuneration – audit services	14	14
– taxation compliance services	4	4
Other	50	52
Clawback of expenses in excess of 3% cap repayable from the Manager	(53)	(57)
	111	107
<b>C Share Fund</b>		
Directors' fees	15	15
Secretarial and accounting fees	25	24
Auditor's remuneration – audit services	6	6
– taxation compliance services	2	2
Other	19	19
Clawback of expenses in excess of 3% cap repayable from the Manager	(23)	(23)
	44	43

## Notes to the Accounts (continued)

### 4. Other Expenses (continued)

	Year Ended 28 February 2015 £'000	Year Ended 28 February 2014 £'000
<b>Total</b>		
Directors' fees	50	50
Secretarial and accounting fees	86	83
Auditor's remuneration – audit services	20	20
– taxation compliance services	6	6
Other	69	71
Clawback of expenses in excess of 3% cap repayable from the Manager	(76)	(80)
	<b>155</b>	<b>150</b>

Further details of Directors' fees can be found in the Directors' Remuneration Report on page 35.

### 5. Taxation

	Year Ended 28 February 2015			Year Ended 28 February 2014		
	Revenue £'000	Capital £'000	Total £'000	Revenue £'000	Capital £'000	Total £'000

#### Ordinary Share Fund

(Loss)/profit on ordinary activities before tax	(57)	(16)	(73)	(44)	243	199
Theoretical tax at UK Corporation Tax rate of 21.2% (2014: 23.1%)	(12)	(3)	(15)	(10)	56	46
Timing differences: loss not recognised, carried forward	12	6	18	10	8	18
Effects of non-taxable gains	–	(3)	(3)	–	(64)	(64)
Tax charge	–	–	–	–	–	–

#### C Share Fund

(Loss)/profit on ordinary activities before tax	(23)	84	61	(25)	72	47
Theoretical tax at UK Corporation Tax rate of 21.2% (2014: 23.1%)	(5)	18	13	(6)	17	11
Timing differences: loss not recognised, carried forward	5	3	8	6	3	9
Effects of non-taxable gains	–	(21)	(21)	–	(20)	(20)
Tax charge	–	–	–	–	–	–

## 5. Taxation (continued)

	Year Ended 28 February 2015			Year Ended 28 February 2014		
	Revenue £'000	Capital £'000	Total £'000	Revenue £'000	Capital £'000	Total £'000
<b>Total</b>						
(Loss)/profit on ordinary activities before tax	(80)	68	(12)	(69)	315	246
Theoretical tax at UK Corporation Tax rate of 21.2% (2014: 23.1%)	(17)	15	(2)	(16)	73	57
Timing differences: loss not recognised, carried forward	17	9	26	16	11	27
Effects of non-taxable gains	–	(24)	(24)	–	(84)	(84)
Tax charge	–	–	–	–	–	–

At 28 February 2015, the Company had £568,335 (28 February 2014: £443,343) of excess management expenses to carry forward against future taxable profits.

The Company's deferred tax asset of £113,667 (28 February 2014: £93,102) has not been recognised due to the fact that it is unlikely the excess management expenses will be set off in the foreseeable future.

## 6. Dividends

	Year Ended 28 February 2015 £'000	Year Ended 28 February 2014 £'000
--	--	--

### Ordinary Share Fund

Declared and paid: 5.25p per ordinary share in respect of the year ended 28 February 2014 (2013: 5.25p)	249	249
Declared and paid: 22p per ordinary share in respect of the year ended 28 February 2015 (2014: 0p)	1,042	–
Proposed final dividend: 5.25p per ordinary share in respect of the year ended 28 February 2015 (2014: 5.25p)	249	249

### C Share Fund

Declared and paid: 4.5p per C share in respect of the year ended 28 February 2014 (2013: 4.5p)	87	87
Proposed final dividend: 4.5p per C share in respect of the year ended 28 February 2015 (2014: 4.5p)	87	87

The proposed dividends are subject to approval by shareholders at the forthcoming Annual General Meeting and have not been included as a liability in these Accounts.

# Notes to the Accounts (continued)

## 7. Return per Share

	Year Ended 28 February 2015			Year Ended 28 February 2014		
	Revenue pence	Capital pence	Total pence	Revenue pence	Capital pence	Total pence
Return per ordinary share	(1.2)	(0.3)	(1.5)	(0.9)	5.1	4.2
Return per C share	(1.2)	4.3	3.1	(1.3)	3.7	2.4

### Ordinary Share Fund

Revenue return per ordinary share is based on the net revenue loss on ordinary activities after taxation of £57,000 (28 February 2014: £44,000) and on 4,738,463 ordinary shares (28 February 2014: 4,738,463), being the weighted average number of ordinary shares in issue during the year.

Capital return per ordinary share is based on the net capital loss for the year of £16,000 (28 February 2014: gain £243,000) and on 4,738,463 ordinary shares (28 February 2014: 4,738,463), being the weighted average number of ordinary shares in issue during the year.

Total return per ordinary share is based on the total loss on ordinary activities after taxation of £73,000 (28 February 2014: gain £199,000) and on 4,738,463 ordinary shares (28 February 2014: 4,738,463), being the weighted average number of ordinary shares in issue during the year.

### C Share Fund

Revenue return per C share is based on the net revenue loss on ordinary activities after taxation of £23,000 (28 February 2014: £25,000) and on 1,931,095 C shares (28 February 2014: 1,931,095), being the weighted average number of C shares in issue during the year.

Capital return per C share is based on the net capital gain for the year of £84,000 (28 February 2014: £72,000) and on 1,931,095 C shares (28 February 2014: 1,931,095), being the weighted average number of C shares in issue during the year.

Total return per C share is based on the total gain for the year of £61,000 (28 February 2014: £47,000) and on 1,931,095 C shares (28 February 2014: 1,931,095), being the weighted average number of C shares in issue during the year.

## 8. Investments

	Year Ended 28 February 2015			
	Structured Product Investments £'000	VCT Qualifying Investments £'000	Other Investments £'000	Total £'000

### Ordinary Share Fund

Opening bookcost	1,100	2,736	1	3,837
Opening investment holding gains/(losses)	783	(47)	–	736
Opening valuation	1,883	2,689	1	4,573
<b>Movements in year:</b>				
Purchases at cost	–	3	–	3
Sales proceeds	(1,067)	(464)	–	(1,531)
Realised gains on sales	457	2	–	459
Decrease in investment holding gains/(losses)	(364)	(79)	–	(443)
Movements in year	(974)	(538)	–	(1,512)
Closing valuation	909	2,151	1	3,061
Closing bookcost	490	2,277	1	2,768
Closing investment holding gains/(losses)	419	(126)	–	293
Closing valuation	909	2,151	1	3,061

### C Share Fund

Opening bookcost	328	1,181	1	1,510
Opening investment holding gains/(losses)	175	(38)	–	137
Opening valuation	503	1,143	1	1,647
<b>Movements in year:</b>				
Purchases at cost	–	–	–	–
Sales proceeds	–	(95)	–	(95)
Realised losses on sales	–	(1)	–	(1)
Increase in investment holding gains/(losses)	35	63	–	98
Movements in year	35	(33)	–	2
Closing valuation	538	1,110	1	1,649
Closing bookcost	328	1,085	1	1,414
Closing investment holding gains/(losses)	210	25	–	235
Closing valuation	538	1,110	1	1,649

## Notes to the Accounts (continued)

### 8. Investments (continued)

	Year Ended 28 February 2015			
	Structured Product Investments £'000	VCT Qualifying Investments £'000	Other Investments £'000	Total £'000
<b>Total</b>				
Opening bookcost	1,428	3,917	2	5,347
Opening investment holding gains/(losses)	958	(85)	–	873
Opening valuation	2,386	3,832	2	6,220
<b>Movements in year:</b>				
Purchases at cost	–	3	–	3
Sales proceeds	(1,067)	(559)	–	(1,626)
Realised gains on sales	457	1	–	458
Decrease in investment holding gains/(losses)	(329)	(16)	–	(345)
Movements in year	(939)	(571)	–	(1,510)
Closing valuation	1,447	3,261	2	4,710
Closing bookcost	818	3,362	2	4,182
Closing investment holding gains/(losses)	629	(101)	–	528
Closing valuation	1,447	3,261	2	4,710

Note 15 provides a detailed analysis of investments held at fair value through profit and loss in accordance with Financial Reporting Standard 29 'Financial Instruments: Disclosures'.

During the year, the Company incurred no transaction costs on purchases in respect of ordinary shareholder activities or C shareholder activities.

Investec SPV was incorporated on 29 November 2011 and dissolved on 25 March 2014.

### 9. Debtors

	Year Ended 28 February 2015 £'000	Year Ended 28 February 2014 £'000
<b>Ordinary Share Fund</b>		
Prepayments and accrued income	9	16
Clawback of expenses in excess of 3% cap payable by the Manager	53	57
	62	73
<b>C Share Fund</b>		
Prepayments and accrued income	3	6
Clawback of expenses in excess of 3% cap payable by the Manager	23	23
	26	29



## 9. Debtors (continued)

	Year Ended 28 February 2015 £'000	Year Ended 28 February 2014 £'000
<b>Total</b>		
Prepayments and accrued income	12	22
Clawback of expenses in excess of 3% cap payable by the Manager	76	80
	<b>88</b>	<b>102</b>

## 10. Creditors

	Year Ended 28 February 2015 £'000	Year Ended 28 February 2014 £'000
--	--	--

### Ordinary Share Fund

IFA trail commission	11	5
Management fees	19	56
Audit fees	14	17
Directors' fees	6	6
Administration fees	10	5
Other creditors	22	18
	<b>82</b>	<b>107</b>

### C Share Fund

IFA trail commission	5	2
Management fees	8	13
Audit fees	6	7
Directors' fees	2	2
Administration fees	4	2
Other creditors	11	10
	<b>36</b>	<b>36</b>

### Total

IFA trail commission	16	7
Management fees	27	69
Audit fees	20	24
Directors' fees	8	8
Administration fees	14	7
Other creditors	33	28
	<b>118</b>	<b>143</b>

## Notes to the Accounts (continued)

### 11. Share Capital

	28 February 2015		28 February 2014	
	Number	£'000	Number	£'000
<b>Ordinary Share Fund</b>				
Number of shares in issue	4,738,463	47	4,738,463	47
<b>C Share Fund</b>				
Number of shares in issue	1,931,095	19	1,931,095	19
<b>Total</b>				
		66		66

Under the Articles of Association, a resolution for the continuation of the Company as a VCT will be proposed at the Annual General Meeting falling after the tenth anniversary of the last allotment (from time to time) of shares in the Company and thereafter at five-yearly intervals.

### 12. Net Asset Value per Share

	28 February 2015	28 February 2014
<b>Ordinary Share Fund</b>		
Net asset value per ordinary share	66.4p	95.2p
<b>C Share Fund</b>		
Net asset value per C share	90.1p	91.4p

The basic net asset value per ordinary share is based on net assets (including current period revenue) of £3,148,000 (28 February 2014: £4,512,000) and on 4,738,463 ordinary shares (28 February 2014: 4,738,463), being the number of ordinary shares in issue at the end of the year.

The basic net asset value per C share is based on net assets (including current period revenue) of £1,739,000 (28 February 2014: £1,765,000) and on 1,931,095 C shares (28 February 2014: 1,931,095), being the number of C shares in issue at the end of the year.

### 13.Reconciliation of Net Profit before Tax to Cash Expended from Operating Activities

	Year Ended 28 February 2015 £'000	Year Ended 28 February 2014 £'000
--	--	--

#### Ordinary Share Fund

(Loss)/profit on ordinary activities before tax	(73)	199
Gains on investments	(16)	(277)
Decrease in debtors	11	37
(Decrease)/increase in creditors	(30)	20
Cash expended from operating activities	(108)	(21)

#### C Share Fund

Profit on ordinary activities before tax	61	47
Gains on investments	(97)	(85)
Decrease in debtors	3	6
(Decrease)/increase in creditors	(2)	-
Cash expended from operating activities	(35)	(32)

#### Total

(Loss)/profit on ordinary activities before tax	(12)	246
Gains on investments	(113)	(362)
Decrease in debtors	14	43
(Decrease)/increase in creditors	(32)	20
Cash expended from operating activities	(143)	(53)

### 14.Financial Commitments

At 28 February 2015, the Company did not have any financial commitments which had not been accrued for.

### 15.Financial Instruments

The Company's objective is to produce ongoing capital gains and income that will provide investment returns sufficient to maximise annual dividends and to fund a special dividend or cash offer in year 6 sufficient to bring distributions per share to 70p.

In order to qualify as a VCT, at least 70 per cent. (the "Qualifying Percentage") of the Company's investments must be invested in Venture Capital Investments within approximately three years of the relevant funds being raised. Thus, there will be a phased reduction in the Structured Products portfolio and corresponding build up in the portfolio of Venture Capital Investments to achieve and maintain this 70 per cent. threshold along the following lines:

Average Exposure per Year	Year 1	Year 2	Year 3	Year 4	Year 5	Year 6+
Structured Products and cash/near cash assets	85%	75%	35%	25%	25%	0%
Venture Capital Investments	15%	25%	65%	75%	75%	100%

# Notes to the Accounts (continued)

## 15. Financial Instruments (continued)

The Qualifying Percentage is, in general, calculated by reference to the latest price paid by the Company for its investments rather than market value. In the year to 28 February 2015, the Company maintained the Qualifying Percentage. At that date, by market value, the Company's investment portfolio comprised 31 per cent. Structured Products and 69 per cent. Qualifying Investments. This is split 30 per cent. and 70 per cent. for the ordinary share portfolio and 33 per cent. and 67 per cent. for the C share portfolio.

The Company's financial instruments comprise securities and cash and liquid resources that arise directly from the Company's operations.

The principal risks the Company faces in its portfolio management activities are:

- Market price risk
- Credit risk
- Liquidity risk

The Company does not have exposure to foreign currency risk.

With many years' experience of managing the risks involved in investing in Structured Products and Venture Capital Investments respectively, both the Investec Structured Products team and the Calculus Capital team, together with the Board, have designed the Company's structure and its investment strategy to reduce risk as much as possible. The policies for managing these risks are summarised below and have been applied throughout the period under review.

### a) Market price risk

#### *Structured Products*

The return and valuation of the Company's investments in Structured Products is currently linked to the FTSE 100 Index by way of a fixed return that is payable as long as the Final Index Level is no lower than the Initial Index Level.

All of the current investments in Structured Products will either be capital protected or capital at risk on a one-to-one basis where the FTSE 100 Index falls by more than 50 per cent. and the Final Index Level is below the Initial Index Level. If the FTSE 100 Index does fall by more than 50 per cent. at any time during the investment period and fails to recover at maturity, the capital will be at risk on a maximum one-to-one basis (Capital at Risk ("CAR")) (e.g. if the FTSE 100 Index falls by more than 50 per cent. during the investment period and on maturity is down 25 per cent., capital within that Structured Product will be reduced by 25 per cent.).

The tables in the Investment Manager's Review (Structured Products) provide details of the Initial Index Level at the date of investment and the maturity date for each of the Structured Products. On 28 February 2015, the FTSE 100 Index closed at 6,946.66.

The Final Index Level is calculated using 'averaging', meaning that the average is taken of the closing levels of the FTSE 100 on each business day over the last two to six months of the Structured Product plan term (the length of the averaging period differs for each plan).

The Investment Manager of the Structured Products portfolio and the Board review this risk on a regular basis. The use of averaging to calculate the return can reduce adverse effects of a falling market or sudden market falls shortly before maturity. Equally, it can reduce the benefits of an increasing market or sudden market rises shortly before maturity.

As at 28 February 2015, the Company's investments in Structured Products were valued at £1,446,762 (Ordinary Share Fund: £908,733; C Share Fund: £538,029). A 10 per cent. increase in the level of the FTSE 100 Index at 28 February 2015, given that all other variables remained constant, would have increased net assets by £86,876 (Ordinary Share Fund: £54,568; C Share Fund: £32,308). A 10 per cent. decrease would have reduced net assets by £90,759 (Ordinary Share Fund: £57,007; C Share Fund: £33,752). If the net assets had been higher by £86,876 throughout the year, then the investment management fee due to Calculus Capital would have been increased by £868 (Ordinary Share Fund: £545; C Share Fund: £323); if the net assets had been lower by £90,759 lower throughout the year, then the investment management fee due to Calculus Capital would have decreased by £907 (Ordinary Share Fund: £570; C Share Fund: £337).

The Directors consider that an increase or decrease in the aggregate value of investments by 10 per cent. or more is reasonably possible.

## 15. Financial Instruments (continued)

### a) Market price risk (continued)

#### Qualifying Investments

Market risk embodies the potential for losses and includes interest rate risk and price risk.

The management of market price risk is part of the investment management process. The portfolio is managed in accordance with policies in place as described in more detail in the Chairman's Statement and Investment Manager's Review (Qualifying Investments).

The Company's strategy on the management of investment risk is driven by the Company's investment objective as outlined above. Investments in unquoted companies and AIM-traded companies, by their nature, involve a higher degree of risk than investments in the main market. Some of that risk can be mitigated by diversifying the portfolio across business sectors and asset classes.

Interest is earned on cash balances and money market funds and is linked to the banks' variable deposit rates. The Board does not consider interest rate risk to be material. Interest rates do not materially impact upon the value of the Qualifying Investments. The main risk arising on the loan stock instruments is credit risk. The Company does not have any interest bearing liabilities.

As required by Financial Reporting Standard 29 'Financial Instruments: Disclosures' (the "Standard") an analysis of financial assets and liabilities, which identifies the risk of the Company's holding of such items, is provided. The Company's financial assets comprise equity, loan stock, cash and debtors. The interest rate profile of the Company's financial assets is given in the table below:

	As at 28 February 2015		As at 28 February 2014	
	Fair Value Interest Rate Risk £'000	Cash Flow Interest Rate Risk £'000	Fair Value Interest Rate Risk £'000	Cash Flow Interest Rate Risk £'000

#### Ordinary Share Fund

Loan stock	687	–	1,222	–
Money market funds	–	1	–	1
Cash	–	107	–	–
	<b>687</b>	<b>108</b>	<b>1,222</b>	<b>1</b>

#### C Share Fund

Loan stock	200	–	320	–
Money market funds	–	1	–	1
Cash	–	103	–	130
	<b>200</b>	<b>104</b>	<b>320</b>	<b>131</b>

#### Total

Loan stock	887	–	1,542	–
Money market funds	–	2	–	2
Cash	–	210	–	130
	<b>887</b>	<b>212</b>	<b>1,542</b>	<b>132</b>

# Notes to the Accounts (continued)

## 15. Financial Instruments (continued)

### a) Market price risk (continued)

#### *Qualifying Investments (continued)*

The variable rate is based on the banks' deposit rate, and applies to cash balances held and the money market funds. The benchmark rate which determines the interest payments received on interest bearing cash balances is the Bank of England base rate, which was 0.5 per cent. as at 28 February 2015.

Any movement in interest rates is deemed to have an insignificant effect on the Structured Products.

### b) Credit risk

#### *Structured Products*

The failure of a counterparty to discharge its obligations under a transaction could result in the Company suffering a loss. In its role as the Investment Manager of the Structured Products portfolio and to diversify counterparty risk, Investec Structured Products will only invest in Structured Products issued by approved issuers. In addition, the maximum exposure to any one counterparty (or underlying counterparty) will be limited to 15 per cent. of the assets of the Company at the time of investment.

Credit risk is the risk that the counterparty to a financial instrument will fail to discharge an obligation or commitment that it has entered into with the Company. The Investment Manager has in place a monitoring procedure in respect of counterparty risk which is reviewed on an ongoing basis. The carrying amount of financial assets best represents the maximum credit risk exposure at the Balance Sheet date.

As at 28 February 2015, the Company's credit risk exposure, by credit rating of the Structured Product issuer, was as follows:

Credit Risk Rating (Moody's unless otherwise indicated)	28 February 2015		28 February 2014	
	£'000	% of Portfolio	£'000	% of Portfolio
<b>Ordinary Share Fund</b>				
A2	–	–	607	13.3%
Baa1	–	–	427	9.3%
Baa3	909	29.7%	849	18.6%
	<b>909</b>	<b>29.7%</b>	<b>1,883</b>	<b>41.2%</b>
<b>C Share Fund</b>				
Baa3	538	32.6%	503	30.5%
	<b>538</b>	<b>32.6%</b>	<b>503</b>	<b>30.5%</b>
<b>Total</b>				
A2	–	–	607	9.8%
Baa1	–	–	427	6.9%
Baa3	1,447	30.7%	1,352	21.7%
	<b>1,447</b>	<b>30.7%</b>	<b>2,386</b>	<b>38.4%</b>

## 15. Financial Instruments (continued)

### b) Credit risk (continued)

#### *Qualifying Investments*

Where an investment is made in loan stock issued by an unquoted company, it is made as part of an overall equity and debt package. The recoverability of the debt is assessed as part of the overall investment process and is then monitored on an ongoing basis by the Investment Manager who reports to the Board on any recoverability issues.

Credit risk arising on transactions with brokers relates to transactions awaiting settlement. Risk relating to unsettled transactions is considered to be small due to the short settlement period involved and the high credit quality of the brokers used. The Board monitors the quality of service provided by the brokers used to further mitigate this risk.

All the assets of the Company which are traded on AIM are held by Investec Wealth & Investments, the Company's custodian. Bankruptcy or insolvency of the custodian may cause the Company's rights with respect to securities held by the custodian to be delayed or limited. The Board and the Investment Manager monitor the Company's risk by reviewing the custodian's internal control reports.

### c) Liquidity risk

The Company's liquidity risk is managed on an ongoing basis by the Investment Managers. The Company's overall liquidity risks are monitored on a quarterly basis by the Board.

The Company maintains sufficient investments in cash and readily realisable securities to pay accounts payable and accrued expenses as they fall due.

#### *Structured Products*

If Structured Products are redeemed before the end of the term, the Company may get back less than the amount originally invested. The value of the Structured Products will be determined by the price at which the investments can actually be sold on the relevant dealing date. The Board does not consider this risk to be significant as the planned investment periods in Structured Products will range from six months to five and a half years and there is a planned transition from Structured Products to Qualifying Investments as detailed earlier in this note.

There may not be a liquid market in the Structured Products and there may never be two competitive market makers, making it difficult for the Company to realise its investment. Risk is increased further where there is a single market maker who is also the issuer. The Board has sought to mitigate this risk by only investing in approved issuers of Structured Products, and by limiting exposure to any one issuer (or underlying issuer).

#### *Qualifying Investments*

The Company's financial instruments include investments in unlisted equity investments which are not traded in an organised public market and which may be illiquid. As a result, the Company may not be able to realise quickly some of its investments at an amount close to their fair value in order to meet its liquidity requirements, or to respond to specific events such as deterioration in the creditworthiness of any particular issuer.

The Board seeks to ensure that an appropriate proportion of the Company's investment portfolio is invested in cash and readily realisable assets, which are sufficient to meet any funding commitments that may arise.

Under its Articles of Association, the Company has the ability to borrow a maximum amount equal to 25 per cent. of its gross assets. As at 28 February 2015, the Company had no borrowings.

# Notes to the Accounts (continued)

## 15. Financial Instruments (continued)

### d) Capital management

The capital structure of the Company consists of cash held and shareholders' equity. Capital is managed to ensure the Company has adequate resources to continue as a going concern, and to maximise the income and capital return to its shareholders, while maintaining a capital base to allow the Company to operate effectively in the market place and sustain future development of the business. To this end the Company may use gearing to achieve its objectives. The Company's assets and borrowing levels are reviewed regularly by the Board.

### e) Fair value hierarchy

Investments held at fair value through profit or loss are valued in accordance with IPEV guidelines.

The valuation method used will be the most appropriate valuation methodology for an investment within its market, with regard to the financial health of the investment and the IPEV guidelines.

As required by the Standard, an analysis of financial assets and liabilities, which identifies the risk of the Company's holding of such items, is provided. The Standard requires an analysis of investments carried at fair value based on the reliability and significance of the information used to measure their fair value. In order to provide further information on the valuation techniques used to measure assets carried at fair value, we have categorised the measurement basis into a "fair value hierarchy" as follows:

– Quoted market prices in active markets – "Level 1"

Inputs to Level 1 fair values are quoted prices in active markets for identical assets. An active market is one in which transactions occur with sufficient frequency and volume to provide pricing information on an ongoing basis. The Company's investments in AIM quoted equities and money market funds are recognised within this category.

– Valued using models with significant observable market parameters – "Level 2"

Inputs to Level 2 fair values are inputs other than quoted prices included within Level 1 that are observable for the asset, either directly or indirectly. The Company's investments in Structured Products are classified within this category.

– Valued using models with significant unobservable market parameters – "Level 3"

Inputs to Level 3 fair values are unobservable inputs for the asset. Unobservable inputs may have been used to measure fair value to the extent that observable inputs are not available, thereby allowing for situations in which there is little, if any, market activity for the asset at the measurement date (or market information for the inputs to any valuation models). As such, unobservable inputs reflect the assumptions the Company considers that market participants would use in pricing the asset. The Company's unquoted equities and loan stock are classified within this category. As explained in note 1, unquoted investments are valued in accordance with the IPEV guidelines.

The table below shows movements in the assets measured at fair value based on Level 3 valuation techniques for which any significant input is not based on observable market data. During the year there were no transfers between Levels 1, 2 or 3.



## 15. Financial Instruments (continued)

### e) Fair value hierarchy (continued)

#### Ordinary Share Fund

	Financial Assets at Fair Value through Profit or Loss At 28 February 2015			
	Level 1 £'000	Level 2 £'000	Level 3 £'000	Total £'000
Structured Products	–	909	–	909
Unquoted equity	–	–	1,376	1,376
Quoted equity	88	–	–	88
Money market funds	1	–	–	1
Loan stock	–	–	687	687
	89	909	2,063	3,061

	Financial Assets at Fair Value through Profit or Loss At 28 February 2014			
	Level 1 £'000	Level 2 £'000	Level 3 £'000	Total £'000
Structured Products	–	1,883	–	1,883
Unquoted equity	–	–	1,379	1,379
Quoted equity	88	–	–	88
Money market funds	1	–	–	1
Loan stock	–	–	1,222	1,222
	89	1,883	2,601	4,573

#### C Share Fund

	Financial Assets at Fair Value through Profit or Loss At 28 February 2015			
	Level 1 £'000	Level 2 £'000	Level 3 £'000	Total £'000
Structured Products	–	538	–	538
Unquoted equity	–	–	592	592
Quoted equity	318	–	–	318
Money market funds	1	–	–	1
Loan stock	–	–	200	200
	319	538	792	1,649

	Financial Assets at Fair Value through Profit or Loss At 28 February 2014			
	Level 1 £'000	Level 2 £'000	Level 3 £'000	Total £'000
Structured Products	–	503	–	503
Unquoted equity	–	–	620	620
Quoted equity	203	–	–	203
Money market funds	1	–	–	1
Loan stock	–	–	320	320
	204	503	940	1,647

## Notes to the Accounts (continued)

### 15. Financial Instruments (continued)

#### e) Fair value hierarchy (continued)

##### Total

	Financial Assets at Fair Value through Profit or Loss At 28 February 2015			
	Level 1 £'000	Level 2 £'000	Level 3 £'000	Total £'000
Structured Products	–	1,447	–	1,447
Unquoted equity	–	–	1,968	1,968
Quoted equity	406	–	–	406
Money market funds	2	–	–	2
Loan stock	–	–	887	887
	408	1,447	2,855	4,710

	Financial Assets at Fair Value through Profit or Loss At 28 February 2014			
	Level 1 £'000	Level 2 £'000	Level 3 £'000	Total £'000
Structured Products	–	2,386	–	2,386
Unquoted equity	–	–	1,999	1,999
Quoted equity	291	–	–	291
Money market funds	2	–	–	2
Loan stock	–	–	1,542	1,542
	293	2,386	3,541	6,220

The Standard requires disclosure, by class of financial instruments, if the effect of changing one or more inputs to reasonably possible alternative assumptions would result in a significant change to the fair value measurement. The information used in determination of the fair value of Level 3 investments is chosen with reference to the specific underlying circumstances and position of the investee company. The portfolio has been reviewed and both downside and upside reasonable possible alternative assumptions have been identified and applied to the valuation of the unquoted investments.

Applying the downside alternatives, the value of the unquoted investment portfolio for the Ordinary Share Fund would be £99,041 or 4.8 per cent. lower (2014: £124,948 or 4.8 per cent. lower), for the C Share Fund would be £55,017 or 7.0 per cent. lower (2014: £61,252 or 6.5 per cent. lower), and in total it would be £154,058 or 5.4 per cent. lower (2014: £186,200 or 5.3 per cent. lower). Using the upside alternatives, the value of the unquoted investment portfolio for the Ordinary Share Fund would be increased by £115,445 or 5.6 per cent. (2014: £106,133 or 4.1 per cent.), for the C Share Fund it would be increased by £54,062 or 6.8 per cent. (2014: 40,879 or 4.4 per cent.), and in total it would be increased by £169,507 or 5.9 per cent. (2014: £147,012 or 4.2 per cent.).

### 16. Transactions with Related Parties

John Glencross, a Director of the Company, is considered to be a related party due to his position as Chief Executive and a director of Calculus Capital, one of the Company's Investment Managers. He does not receive any remuneration from the Company. He is a director of Terrain and was previously a director of Lime Technology and Human Race, companies in which the Company has invested. Fees for the provision of Mr Glencross as a director of these companies are paid to Calculus Capital, as disclosed in note 17.

## 17. Transactions with Investment Managers

Investec Structured Products, an Investment Manager to the Company, is entitled to a performance incentive fee. Investec Structured Products will receive an arrangement fee of 0.75 per cent. of the amount invested in each Structured Product. This arrangement fee shall be paid to Investec Structured Products by the issuer of the relevant Structured Product. No arrangement fee will be paid to Investec Structured Products in respect of any decision to invest in Investec-issued Structured Products. Investec Structured Products has agreed not to earn an annual management fee from the Company.

As at 28 February 2015, £76,000 (2014: £80,000) was owed by Investec Structured Products as claw back of costs in excess of the agreed expenses cap of 3 per cent. (£53,000 to the Ordinary Share Fund and £23,000 to the C Share Fund).

Calculus Capital receives an investment management fee from the Company. For the year ended 28 February 2015, fees of £59,000 (2014: £62,000) were payable to Calculus Capital (£42,000 payable by the Ordinary Share Fund and £17,000 by the C Share Fund), of which £27,000 (2014: £69,000) was outstanding as at 28 February 2015.

No incentive fee accrued to either Investment Manager during the year (2014: £nil).

Calculus Capital receives an annual fee from Terrain, Lime Technology, Hampshire, Metropolitan, Money Dashboard, Human Race and Quai for the provision of a director, as well as an annual monitoring fee which also covers the provision of certain administrative support services. In the year ended 28 February 2015, the amount payable to Calculus Capital which was attributable to the investment made by the Company was £983 (2014: £2,291) from Terrain, £3,612 (2014: £2,112) from Lime Technology, £3,009 (2014: £2,167) from Hampshire, £2,483 (2014: £1,201) from Metropolitan, £1,215 (2014: £186) from Money Dashboard, £3,530 (2014: £3,665) from Human Race and £1,596 (2014: £nil) from Quai (all excluding VAT).

Calculus Capital receives an annual monitoring fee from AnTech, MicroEnergy and Tollan which covers the provision of certain administrative support services. In the year ended 28 February 2015, the amount payable to Calculus Capital that was attributable to the investment made by the Company was £1,932 (2014: £1,233) from AnTech, £1,189 (2014: £2,097) from MicroEnergy and £328 (2014: £2,813) from Tollan (excluding VAT).

Calculus Capital receives an annual fee from Brigantes, Corfe, Pico's Limited and Dryden for the provision of a director. The amount payable to Calculus Capital in the year ended 28 February 2015 which was attributable to the investment made by the Company was £751 (2014: £734) from Brigantes, £449 (2014: £435) from Corfe, £397 (2014: £374) from Pico's Limited and £285 (2014: £1,186) from Dryden (excluding VAT).

In the year ended 28 February 2015, Calculus Capital received arrangement fees as a result of the Company's new investments. Calculus Capital received an arrangement fee of £4,504 from Quai.

# Notice of Annual General Meeting

NOTICE IS HEREBY GIVEN that the fifth ANNUAL GENERAL MEETING of Investec Structured Products Calculus VCT plc (the "Company") will be held at the offices of Investec Structured Products, 2 Gresham Street, London EC2V 7QP at 11.00 am on Tuesday, 21 July 2015 to consider and, if thought fit, pass the following resolutions, of which resolutions 1 to 8 will be proposed as ordinary resolutions and resolutions 9 to 11 will be proposed as special resolutions:

1. To receive and adopt the Strategic Report, Directors' Report and Auditor's Report and the audited Accounts for the year ended 28 February 2015.
2. To receive and approve the Directors' Remuneration Report for the year ended 28 February 2015.
3. To declare a final dividend of 5.25p per ordinary share of 1p each.
4. To declare a final dividend of 4.5p per C share of 1p each.
5. To re-elect Mr John Glencross as a Director.
6. To re-elect Ms Kate Cornish-Bowden as a Director.
7. To re-appoint Grant Thornton UK LLP as Auditor to the Company to hold office until the conclusion of the next annual general meeting of the Company.
8. To authorise the Directors to determine the remuneration of the Auditor.
9. THAT, in substitution for existing authorities, the Directors be and hereby are empowered pursuant to sections 570 and 573 of the Companies Act 2006 (the "Act") to allot equity securities (which expression shall have the meaning ascribed to it in section 560(1) of the Act) for cash pursuant to the authority conferred by the resolution passed at the annual general meeting of the Company held on 17 July 2012 which authorised the Directors to allot shares in accordance with section 551 of the Act or by way of a sale of treasury shares, as if section 561(1) of the Act did not apply to such allotment, provided that the power provided shall be limited to:
  - (a) the allotment and issue of equity securities with an aggregate nominal amount of up to but not exceeding £100,000 by way of an issue of ordinary shares of 1p each ("ordinary shares") and/or £100,000 by way of an issue of C ordinary shares of 1p each ("C shares"), in each case pursuant to offer(s) for subscription; and
  - (b) the allotment and issue of equity securities with an aggregate nominal value of up to but not exceeding an amount equal to 10 per cent. of the issued ordinary share capital and/or 10 per cent. of the issued C share capital, in each case from time to time in each case, where the proceeds may be used in whole or part to purchase shares in the capital of the Company, such authority to expire on the conclusion of the annual general meeting of the Company to be held in 2016

save that the Company shall be entitled to make offers or agreements before the expiry of such authority which would or might require shares to be allotted and issued after such expiry and the Directors shall be entitled to allot shares pursuant to any such offer or agreement as if this authority had not expired.

10. THAT, (i) in substitution for existing authorities and (ii) subject to the passing of the resolutions to be proposed at the Separate Class Meetings, the Company be and hereby is empowered to make one or more market purchases within the meaning of section 693(4) of the Act of its own shares (either for cancellation or for the retention as treasury shares for future re-issue or transfer) provided that:
  - (a) the aggregate number of ordinary shares and/or C shares which may be purchased shall not exceed 710,295 and 289,471 respectively;
  - (b) the minimum price which may be paid per share is 1p, the nominal value thereof;
  - (c) the maximum price which may be paid per share is an amount equal to the higher of (a) 105 per cent. of the average of the middle market quotation per share (of the relevant class) taken from the London Stock Exchange daily official list for the five business days immediately preceding the day on which such share is to be purchased; and (b) the amount stipulated by Article 5(1) of the Buy Back and Stabilisation Regulation 2003;

- (d) the authority conferred by this resolution shall expire on the conclusion of the annual general meeting of the Company to be held in 2016, unless such authority is renewed prior to such time; and
- (e) the Company may make a contract to purchase shares under the authority conferred by this resolution prior to the expiry of such authority which will or may be executed wholly or partly after the expiration of such authority and may make a purchase of such shares pursuant to such contract.

11. THAT the Company be and is hereby generally and unconditionally authorised to hold general meetings (other than annual general meetings) on 14 clear days' notice.

By order of the Board  
Capita Sinclair Henderson Limited  
Secretary  
12 June 2015

Registered office:  
Beaufort House  
51 New North Road  
Exeter EX4 4EP

1. To be entitled to attend and vote at the meeting (and for the purposes of the determination by the Company of the votes they may cast), members must be registered in the Register of Members of the Company at 6.00 pm on 17 July 2015 (or, in the event of any adjournment, at 6.00 pm on the day which is 48 hours before the time of the adjourned meeting). Changes to the Register of Members of the Company after the relevant deadline shall be disregarded in determining the rights of any person to attend and vote at the meeting.
2. A member entitled to attend and vote at the meeting is entitled to appoint a proxy or proxies to attend, speak and vote on his or her behalf. A proxy need not also be a member, but must attend the meeting to represent you. Details of how to appoint the Chairman of the meeting or another person as your proxy using the proxy form are set out in the notes to the proxy form. If you wish your proxy to speak on your behalf at the meeting you will need to appoint your own choice of proxy (not the Chairman) and give your instructions directly to them.
3. To appoint more than one proxy, you will need to complete a separate proxy form in relation to each appointment (you may photocopy the proxy form), stating clearly on each proxy form how many shares the proxy is appointed in relation to. A failure to specify the number of shares to which each proxy appointment relates or specifying an aggregate number of shares in excess of those held by the member will result in the proxy appointment being invalid. Please indicate if the proxy instruction is one of multiple instructions being given. All proxy forms must be signed and should be returned together in the same envelope.
4. A personalised form of proxy is enclosed with shareholders' copies of this document. To be valid, it should be lodged with the Company's registrars, Capita Asset Services, at the address printed on the proxy form so as to be received not later than 48 hours (excluding weekends and bank holidays) before the time appointed for the meeting or any adjourned meeting or, in the case of a poll taken subsequent to the date of the meeting or adjourned meeting, so as to be received no later than 24 hours before the time appointed for taking the poll. A member may return a proxy form in their own envelope with the address FREEPOST CAPITA PXS. This is all you need to write on the envelope. No other details are required.
5. As an alternative to returning the hard-copy form of proxy by post, you can appoint a proxy by sending the form by fax to Investec Structured Products FAO: Pascale Ferreira on 020 7597 4950. For the proxy appointment to be valid, your form must be received in such time as it can be transmitted to the Company's registrar so as to be received no later than 48 hours (excluding weekends and bank holidays) before the time appointed for the meeting or any adjourned meeting.
6. Appointment of a proxy will not preclude a member from subsequently attending and voting at the meeting should the member subsequently decide to do so. A member can only appoint a proxy using the procedures set out in these notes and the notes to the proxy card. The termination of the authority of a person to act as a proxy must be notified to the Company in writing. Amended instructions must be received by the Company's registrars by the deadline for receipt of proxies.
7. Ordinary shares and C shares carry equal voting rights and a member present in person or by proxy shall have one vote on a show of hands and on a poll shall have one vote for every share of which he/she is the holder.
8. A person authorised by a corporation is entitled to exercise (on behalf of the corporation) the same powers as the corporation could exercise if it were an individual member of the Company. On a vote on a resolution on a show of hands, each authorised person has the same voting rights as the corporation would be entitled to. On a vote on a resolution on a poll, if more than one authorised person purports to exercise a power in respect of the same shares, if they purport to exercise the power in the same way, the power is treated as exercised; if they do not purport to exercise the power in the same way, the power is treated as not exercised.
9. Any person receiving a copy of this Notice as a person nominated by a member to enjoy information rights under section 146 of the Companies Act 2006 (a "Nominated Person") should note that the provisions in Notes 2 and 3 above concerning the appointment of a proxy or proxies to attend the meeting in place of a member, do not apply to a Nominated Person as only shareholders have the right to appoint a proxy. However, a Nominated Person may have a right under an agreement between the Nominated Person and the member by whom he or she was nominated to be appointed, or to have someone else appointed, as a proxy for the meeting. If a Nominated Person has no such proxy appointment right or does not wish to exercise it, he/she may have a right under such an agreement to give instructions to the member as to the exercise of voting rights at the meeting.

## Notice of Annual General Meeting (continued)

10. Nominated persons should also remember that their main point of contact in terms of their investment in the Company remains the member who nominated the Nominated Person to enjoy information rights (or, perhaps the custodian or broker who administers the investment on their behalf). Nominated Persons should continue to contact that member, custodian or broker (and not the Company) regarding any changes or queries relating to the Nominated Person's personal details and interest in the Company (including any administrative matter). The only exception to this is where the Company expressly requests a response from a Nominated Person.
11. As at the date of this notice, the Company's issued share capital and total voting rights amounted to 6,669,558 shares, being 4,738,463 ordinary shares and 1,931,095 C shares, each carrying one vote each.
12. Section 319A of the Companies Act 2006 requires the Directors to answer any question raised at the meeting which relates to the business of the meeting, although no answer need be given (a) if to do so would interfere unduly with the preparation of the meeting or involve disclosure of confidential information; (b) if the answer has already been given on the Company's website; or (c) if it is undesirable in the best interests of the Company or the good order of the meeting. You may alternatively submit your question in advance by letter addressed to the Company Secretary at the registered office.
13. Members satisfying the thresholds in section 527 of the Companies Act 2006 can require the Company to publish a statement on its website setting out any matter relating to (a) the audit of the Company's accounts (including the auditor's report and the conduct of the audit) that are to be laid before the Annual General Meeting; or (b) any circumstances connected with an auditor of the Company ceasing to hold office since the last Annual General Meeting, that the members propose to raise at the meeting. The Company cannot require the members requesting the publication to pay its expenses. Any statement required to be placed on the website must also be sent to the Company's auditors no later than the time it makes its statement available on the website. The business which may be dealt with at the meeting includes any statement that the Company has been required to publish on its website.
14. By attending the meeting, members and their proxies and representatives are understood by the Company to have agreed to receive any communications relating to the Company's shares made at the meeting.
15. The Annual Report incorporating this notice of meeting and, if applicable, any members' statements, members' resolutions or members' matters of business received by the Company after the dates of this notice will be available on the website of Calculus Capital, [www.calculuscapital.com](http://www.calculuscapital.com).
16. None of the Directors has a contract of service with the Company. A copy of the letters of appointment of the Directors will be available for inspection at the registered office of the Company during usual business hours on any weekday (except weekends and public holidays) until the date of the meeting and at the place of the meeting for a period of fifteen minutes prior to and during the meeting.

# Notice of Separate Meeting of the Holders of Ordinary Shares

NOTICE IS HEREBY GIVEN that a SEPARATE MEETING of the holders of ordinary shares of 1p each in Investec Structured Products Calculus VCT plc (the "Company") will be held at the offices of Investec Structured Products, 2 Gresham Street, London EC2V 7QP at 11.10 am on Tuesday, 21 July 2015 (or as soon as the Annual General Meeting of the Company convened for 11.00 am on that day shall have concluded) to consider and, if thought fit, pass the following resolution, which will be proposed as a special resolution:

THAT the holders of ordinary shares of 1p each in the Company ("ordinary shares") hereby approve and consent to the passing of resolution 10 set out in the notice of the Annual General Meeting of the Company convened for 11.00 am on 21 July 2015 (a copy of which is produced to the meeting and signed by the Chairman for the purposes of identification) and any effect on, variation, abrogation, dealing with and/or deemed variation or abrogation of the rights and privileges attached to the ordinary shares which will, or may, result from the passing and carrying into effect of the said resolutions and notwithstanding that the passing and carrying into effect of such resolutions may affect the rights and privileges attached to such ordinary shares.

By order of the Board  
Capita Sinclair Henderson Limited  
Secretary  
12 June 2015

Registered office:  
Beaufort House  
51 New North Road  
Exeter EX4 4EP

1. Only holders of ordinary shares are entitled to vote at the meeting.
2. To be entitled to attend and vote at the meeting (and for the purposes of the determination by the Company of the votes they may cast), holders of ordinary shares must be registered in the Register of Members of the Company at 6.00 pm on 17 July 2015 (or, in the event of any adjournment, at 6.00 pm on the day which is 48 hours before the time of the adjourned meeting). Changes to the Register of Members of the Company after the relevant deadline shall be disregarded in determining the rights of any person to attend and vote at the meeting.
3. The quorum requirement for the Meeting is for not less than two holders of ordinary shares to be present (in person or by proxy) holding or representing at least one-third of the nominal amount paid up on the ordinary shares. If a quorum is not present at the meeting, the meeting will be adjourned to 11.40 am on 21 July 2015 at the offices of Investec Structured Products, 2 Gresham Street, London EC2V 7QP. At the adjourned meeting, the quorum will be one person holding ordinary shares (whatever the number of ordinary shares held) who is present in person or by proxy.
4. A member entitled to attend and vote at the meeting is entitled to appoint a proxy or proxies to attend, speak and vote on his or her behalf. A proxy need not also be a member, but must attend the meeting to represent you. Details of how to appoint the Chairman of the meeting or another person as your proxy using the proxy form are set out in the notes to the proxy form. If you wish your proxy to speak on your behalf at the meeting you will need to appoint your own choice of proxy (not the Chairman) and give your instructions directly to them.
5. To appoint more than one proxy, you will need to complete a separate proxy form in relation to each appointment (you may photocopy the proxy form), stating clearly on each proxy form how many ordinary shares the proxy is appointed in relation to. A failure to specify the number of ordinary shares to which each proxy appointment relates or specifying an aggregate number of ordinary shares in excess of those held by the member will result in the proxy appointment being invalid. Please indicate if the proxy instruction is one of multiple instructions being given. All proxy forms must be signed and should be returned together in the same envelope.
6. A personalised form of proxy is enclosed with shareholders' copies of this document. To be valid, it should be lodged with the Company's registrars, Capita Asset Services, at the address printed on the proxy form so as to be received not later than 48 hours (excluding weekends and bank holidays) before the time appointed for the meeting or any adjourned meeting or, in the case of a poll taken subsequent to the date of the meeting or adjourned meeting, so as to be received no later than 24 hours before the time appointed for taking the poll. A member may return a proxy form in their own envelope with the address FREEPOST CAPITA PXS. This is all you need to write on the envelope. No other details are required.
7. As an alternative to returning the hard-copy form of proxy by post, you can appoint a proxy by sending the form by fax to Investec Structured Products FAO: Pascale Ferreira on 020 7597 4950. For the proxy appointment to be valid, your form must be received in such time as it can be transmitted to the Company's registrar so as to be received no later than 48 hours (excluding weekends and bank holidays) before the time appointed for the meeting or any adjourned meeting.
8. Appointment of a proxy will not preclude a member from subsequently attending and voting at the meeting should the member subsequently decide to do so. A member can only appoint a proxy using the procedures set out in these notes and the notes to the proxy card. The termination of the authority of a person to act as a proxy must be notified to the Company in writing. Amended instructions must be received by the Company's registrars by the deadline for receipt of proxies.

## Notice of Separate Meeting of the Holders of Ordinary Shares (continued)

9. A holder of ordinary shares present in person or by proxy shall have one vote on a show of hands and on a poll shall have one vote for every share of which he/she is the holder.
10. A person authorised by a corporation is entitled to exercise (on behalf of the corporation) the same powers as the corporation could exercise if it were an individual member of the Company. On a vote on a resolution on a show of hands, each authorised person has the same voting rights as the corporation would be entitled to. On a vote on a resolution on a poll, if more than one authorised person purports to exercise a power in respect of the same shares, if they purport to exercise the power in the same way, the power is treated as exercised; if they do not purport to exercise the power in the same way, the power is treated as not exercised.
11. Any person receiving a copy of this Notice as a person nominated by a member to enjoy information rights under section 146 of the Companies Act 2006 (a "Nominated Person") should note that the provisions in Notes 4 and 5 above concerning the appointment of a proxy or proxies to attend the meeting in place of a member, do not apply to a Nominated Person as only shareholders have the right to appoint a proxy. However, a Nominated Person may have a right under an agreement between the Nominated Person and the member by whom he or she was nominated to be appointed, or to have someone else appointed, as a proxy for the meeting. If a Nominated Person has no such proxy appointment right or does not wish to exercise it, he/she may have a right under such an agreement to give instructions to the member as to the exercise of voting rights at the meeting.
12. Nominated persons should also remember that their main point of contact in terms of their investment in the Company remains the member who nominated the Nominated Person to enjoy information rights (or, perhaps the custodian or broker who administers the investment on their behalf). Nominated Persons should continue to contact that member, custodian or broker (and not the Company) regarding any changes or queries relating to the Nominated Person's personal details and interest in the Company (including any administrative matter). The only exception to this is where the Company expressly requests a response from a Nominated Person.
13. As at the date of this notice, the Company's issued ordinary share capital amounted to 4,738,463 ordinary shares carrying one vote each.
14. Section 319A of the Companies Act 2006 requires the Directors to answer any question raised at the meeting which relates to the business of the meeting, although no answer need be given (a) if to do so would interfere unduly with the preparation of the meeting or involve disclosure of confidential information; (b) if the answer has already been given on the Company's website; or (c) if it is undesirable in the best interests of the Company or the good order of the meeting. You may alternatively submit your question in advance by letter addressed to the Company Secretary at the registered office.
15. By attending the meeting, members and their proxies and representatives are understood by the Company to have agreed to receive any communications relating to the Company's shares made at the meeting.
16. The Annual Report incorporating this notice of meeting will be available on the website of Calculus Capital, [www.calculuscapital.com](http://www.calculuscapital.com).
17. None of the Directors has a contract of service with the Company. A copy of the letters of appointment of the Directors will be available for inspection at the registered office of the Company during usual business hours on any weekday (except weekends and public holidays) until the date of the meeting and at the place of the meeting for a period of fifteen minutes prior to and during the meeting.



# Notice of Separate Meeting of the Holders of C Shares

NOTICE IS HEREBY GIVEN that a SEPARATE MEETING of the holders of C ordinary shares of 1p each in Investec Structured Products Calculus VCT plc (the "Company") will be held at the offices of Investec Structured Products, 2 Gresham Street, London EC2V 7QP at 11.15 am on Tuesday, 21 July 2015 (or as soon as the separate meeting of the holders of ordinary shares of the Company convened for 11.10 am on that day shall have concluded) to consider and, if thought fit, pass the following resolution, which will be proposed as a special resolution:

THAT the holders of C ordinary shares of 1p each in the Company ("C shares") hereby approve and consent to the passing of resolution 10 set out in the notice of the Annual General Meeting of the Company convened for 11.00 am on 21 July 2015 (a copy of which is produced to the meeting and signed by the Chairman for the purposes of identification) and any effect on, variation, abrogation, dealing with and/or deemed variation or abrogation of the rights and privileges attached to the C shares which will, or may, result from the passing and carrying into effect of the said resolutions and notwithstanding that the passing and carrying into effect of such resolutions may affect the rights and privileges attached to such C shares.

By order of the Board  
Capita Sinclair Henderson Limited  
Secretary  
12 June 2015

Registered office:  
Beaufort House  
51 New North Road  
Exeter EX4 4EP

1. Only holders of C shares are entitled to vote at the meeting.
2. To be entitled to attend and vote at the meeting (and for the purposes of the determination by the Company of the votes they may cast), holders of C shares must be registered in the Register of Members of the Company at 6.00 pm on 17 July 2015 (or, in the event of any adjournment, at 6.00 pm on the day which is 48 hours before the time of the adjourned meeting). Changes to the Register of Members of the Company after the relevant deadline shall be disregarded in determining the rights of any person to attend and vote at the meeting.
3. The quorum requirement for the Meeting is for not less than two holders of C shares to be present (in person or by proxy) holding or representing at least one-third of the nominal amount paid up on the C shares. If a quorum is not present at the meeting, the meeting will be adjourned to 11.45 am on 21 July 2015 at the offices of Investec Structured Products, 2 Gresham Street, London EC2V 7QP. At the adjourned meeting, the quorum will be one person holding C shares (whatever the number of C shares held) who is present in person or by proxy.
4. A member entitled to attend and vote at the meeting is entitled to appoint a proxy or proxies to attend, speak and vote on his or her behalf. A proxy need not also be a member, but must attend the meeting to represent you. Details of how to appoint the Chairman of the meeting or another person as your proxy using the proxy form are set out in the notes to the proxy form. If you wish your proxy to speak on your behalf at the meeting you will need to appoint your own choice of proxy (not the Chairman) and give your instructions directly to them.
5. To appoint more than one proxy, you will need to complete a separate proxy form in relation to each appointment (you may photocopy the proxy form), stating clearly on each proxy form how many C shares the proxy is appointed in relation to. A failure to specify the number of C shares to which each proxy appointment relates or specifying an aggregate number of C shares in excess of those held by the member will result in the proxy appointment being invalid. Please indicate if the proxy instruction is one of multiple instructions being given. All proxy forms must be signed and should be returned together in the same envelope.
6. A personalised form of proxy is enclosed with shareholders' copies of this document. To be valid, it should be lodged with the Company's registrars, Capita Asset Services, at the address printed on the proxy form so as to be received not later than 48 hours (excluding weekends and bank holidays) before the time appointed for the meeting or any adjourned meeting or, in the case of a poll taken subsequent to the date of the meeting or adjourned meeting, so as to be received no later than 24 hours before the time appointed for taking the poll. A member may return a proxy form in their own envelope with the address FREEPOST CAPITA PXS. This is all you need to write on the envelope. No other details are required.
7. As an alternative to returning the hard-copy form of proxy by post, you can appoint a proxy by sending the form by fax to Investec Structured Products FAO: Pascale Ferreira on 020 7597 4950. For the proxy appointment to be valid, your form must be received in such time as it can be transmitted to the Company's registrar so as to be received no later than 48 hours (excluding weekends and bank holidays) before the time appointed for the meeting or any adjourned meeting.
8. Appointment of a proxy will not preclude a member from subsequently attending and voting at the meeting should the member subsequently decide to do so. A member can only appoint a proxy using the procedures set out in these notes and the notes to the proxy card. The termination of the authority of a person to act as a proxy must be notified to the Company in writing. Amended instructions must be received by the Company's registrars by the deadline for receipt of proxies.
9. A holder of C shares present in person or by proxy shall have one vote on a show of hands and on a poll shall have one vote for every share of which he/she is the holder.

## Notice of Separate Meeting of the Holders of C Shares (continued)

10. A person authorised by a corporation is entitled to exercise (on behalf of the corporation) the same powers as the corporation could exercise if it were an individual member of the Company. On a vote on a resolution on a show of hands, each authorised person has the same voting rights as the corporation would be entitled to. On a vote on a resolution on a poll, if more than one authorised person purports to exercise a power in respect of the same shares, if they purport to exercise the power in the same way, the power is treated as exercised; if they do not purport to exercise the power in the same way, the power is treated as not exercised.
11. Any person receiving a copy of this Notice as a person nominated by a member to enjoy information rights under section 146 of the Companies Act 2006 (a "Nominated Person") should note that the provisions in Notes 4 and 5 above concerning the appointment of a proxy or proxies to attend the meeting in place of a member, do not apply to a Nominated Person as only shareholders have the right to appoint a proxy. However, a Nominated Person may have a right under an agreement between the Nominated Person and the member by whom he or she was nominated to be appointed, or to have someone else appointed, as a proxy for the meeting. If a Nominated Person has no such proxy appointment right or does not wish to exercise it, he/she may have a right under such an agreement to give instructions to the member as to the exercise of voting rights at the meeting.
12. Nominated persons should also remember that their main point of contact in terms of their investment in the Company remains the member who nominated the Nominated Person to enjoy information rights (or, perhaps the custodian or broker who administers the investment on their behalf). Nominated Persons should continue to contact that member, custodian or broker (and not the Company) regarding any changes or queries relating to the Nominated Person's personal details and interest in the Company (including any administrative matter). The only exception to this is where the Company expressly requests a response from a Nominated Person.
13. As at the date of this notice, the Company's issued C share capital amounted to 1,931,095 C shares carrying one vote each.
14. Section 319A of the Companies Act 2006 requires the Directors to answer any question raised at the meeting which, relates to the business of the meeting, although no answer need be given (a) if to do so would interfere unduly with the preparation of the meeting or involve disclosure of confidential information; (b) if the answer has already been given on the Company's website; or (c) if it is undesirable in the best interests of the Company or the good order of the meeting. You may alternatively submit your question in advance by letter addressed to the Company Secretary at the registered office.
15. By attending the meeting, members and their proxies and representatives are understood by the Company to have agreed to receive any communications relating to the Company's shares made at the meeting.
16. The Annual Report incorporating this notice of meeting will be available on the website of Calculus Capital, [www.calculuscapital.com](http://www.calculuscapital.com).
17. None of the Directors has a contract of service with the Company. A copy of the letters of appointment of the Directors will be available for inspection at the registered office of the Company during usual business hours on any weekday (except weekends and public holidays) until the date of the meeting and at the place of the meeting for a period of fifteen minutes prior to and during the meeting.

# Shareholder Information

## Annual General Meeting

This year's Annual General Meeting of the Company will be held at the offices of Investec Structured Products, 2 Gresham Street London EC2V 7QP on 21 July 2015 at 11.00 am.

## Key Dates for 2015

Company's year end	28 February 2015
Annual results announced	June 2015
Annual General Meeting	21 July 2015
Final Dividends payable	29 July 2015
Company's half year end	31 August 2015
Half yearly results announced	October 2015
Ordinary Share Interim Return Date	14 December 2015

## Payment of Dividends

Cash dividends will be sent by cheque to the first-named shareholder on the share register at their registered address, together with a tax voucher. At shareholders' request, dividends may instead be paid direct into the shareholder's bank account through the Bankers' Automated Clearing System ("BACS"). This may be arranged by contacting the Company's Registrars on 0871 664 0300 (calls cost 10p per minute plus network extras. Lines are open from 9.00 am to 5.30 pm Monday to Friday) or by visiting the website at [www.capitaregistrars.com/shareholders](http://www.capitaregistrars.com/shareholders).

## Price and Performance Information

The Company's ordinary shares and C shares are listed on the London Stock Exchange and share prices can be found on their website, [www.londonstockexchange.com](http://www.londonstockexchange.com). The Company's net asset value is announced quarterly and can also be viewed on the London Stock Exchange website or the Calculus Capital website, [www.calculuscapital.com](http://www.calculuscapital.com).

## Share Dealing

Investors wishing to purchase shares in the Company, or sell all or part of their existing holdings, may do so through a stockbroker. Most banks also offer this service.

## Share Register Enquiries

The Company's Registrars, Capita Asset Services, maintain the share register. In the event of queries regarding your shareholding, please contact the Registrars on 0871 664 0300 (calls cost 10p per minute plus network extras. Lines are open from 9.00 am to 5.30 pm Monday to Friday) or by visiting the website at [www.capitaregistrars.com/shareholders](http://www.capitaregistrars.com/shareholders).

## Shareholder Information (continued)

### Qualification as a VCT

To qualify as a VCT, a company must be approved as such by HM Revenue & Customs. To obtain such approval it must:

- (a) not be a close company;
- (b) have each class of its ordinary share capital listed on the London Stock Exchange;
- (c) derive its income wholly or mainly from shares or securities;
- (d) have at least 70 per cent. by VCT Value of its investments in shares or securities in Venture Capital Investments, of which 30 per cent. by VCT Value must be in eligible shares;
- (e) have at least 10 per cent. by VCT Value of each Venture Capital Investment in eligible shares;
- (f) not have more than 15 per cent. by VCT Value of its investments in a single company or group (other than a VCT or a company which would, if its shares were listed, qualify as a VCT); and
- (g) not retain more than 15 per cent. of its income derived from shares and securities in any accounting period.

The requirement set out in paragraph (d) above has been amended for funds raised from 6 April 2011, such that at least 70 per cent. by VCT Value of a VCT's investments in shares or securities in qualifying investments must be in eligible shares. For funds raised from 6 April 2011, 'eligible shares' means shares which do not carry any right to be redeemed or a preferential right to assets on a winding-up or to dividends (in respect of the latter, where the right to the dividend is cumulative or, where the amount or dates of payment of the dividend may be varied by the company, a shareholder or any other person).

### Approval as a VCT

A VCT must be approved at all times by HM Revenue & Customs. Approval has effect from the time specified in the approval.

AVCT cannot be approved unless the tests detailed above are met throughout the most recent complete accounting period of the VCT and HM Revenue & Customs is satisfied that they will be met in relation to the accounting period of the VCT which is current when the application is made. However, where a VCT raises further funds, VCTs are given grace periods to invest those funds before such funds need to meet such tests.

However, to aid the launch of a VCT, HM Revenue & Customs may give provisional approval if satisfied that conditions (b), (c), (f) and (g) above will be met throughout the current or subsequent accounting period and condition (d) above will be met in relation to an accounting period commencing no later than three years after the date of provisional approval.

### Withdrawal of Approval

Approval of a VCT (full or provisional) may be withdrawn by HM Revenue & Customs if the various tests set out above are not satisfied. The exemption from corporation tax on capital gains will not apply to any gain realised after the point at which VCT status is lost.

Withdrawal of full approval generally has effect from the time when notice is given to the VCT but, in relation to capital gains of the VCT only, can be backdated to not earlier than the first day of the accounting period commencing immediately after the last accounting period of the VCT in which all of the tests were satisfied. Withdrawal of provisional approval has the effect as if provisional approval had never been given (including the requirement to pay corporation tax on prior gains).

**The above is only a summary of the conditions to be satisfied for a company to be treated as a VCT.**

# Glossary of Terms

## C Share Interim Return

The total of the C Shareholder Proceeds made or offered for payment on or before the C Share Interim Return Date.

## C Share Interim Return Date

14 March 2017.

## C Share Fund

The net assets of the Company attributable to the C shares (including any income and/or revenue arising from or relating to such assets).

## C Shareholder Proceeds

Amounts paid by way of dividends or other distributions, share buy backs and any other proceeds or value received by or offered to, or deemed to be received by or offered to, by C shareholders in the Company on or before the C Share Target Return Date, excluding any income tax relief on subscription.

## C Share Target Return

The total of the C Shareholder Proceeds made or offered for payment on or before the C Share Target Return Date.

## C Share Target Return Date

14 March 2019.

## Final Index Level

The closing (or average closing) level of the relevant underlying indices at the end of the relevant Index Observation Period for a Structured Product.

## Index Observation Period

The relevant period from when the Initial Index Level is observed to when the Final Index Level is observed for a Structured Product.

## Initial Index Level

The closing (or average closing) level of the relevant underlying indices at the start of the relevant Index Observation period for a Structured Product.

## IPEVCA Guidelines

The International Private Equity and Venture Capital Valuation Guidelines, used for the valuation of unquoted investments.

## Net Asset Value or NAV per share

Shareholders' funds expressed as an amount per share. Shareholders' funds are the total value of a company's assets, at current market value, having deducted all prior charges at their par value (or at their market value).

## Ordinary Share Interim Return

The total of Ordinary Shareholder Proceeds made or offered for payment on or before the Ordinary Share Interim Return Date.

## Ordinary Share Interim Return Date

14 December 2015.

## Ordinary Share Fund

The net assets of the Company attributable to the ordinary shares (including any income and/or revenue arising from or relating to such assets).

## Ordinary Shareholder Proceeds

Amounts paid by way of dividends or other distributions, share buy backs and any other proceeds or value received by or offered to, or deemed to be received by or offered to, by ordinary shareholders in the Company, excluding any income tax relief on subscription.

## Structured Products

Notes and/or deposits and/or securities whose cash flow characteristics reflect the performance of an index or indices (which may or may not be linked to a market).

## VCT Value

The value of an investment calculated in accordance with section 278 of the Income Tax Act 2007 (as amended).

## Venture Capital Investments or Qualifying Investments

An unquoted (or AIM-traded) company which satisfies the requirements of Part 4, Chapter 6 of the Income Tax Act 2007 (as amended).

# Company Information

## Directors

Michael O'Higgins (Chairman)  
Kate Cornish-Bowden  
Arthur John Glencross  
Steven Guy Meeks

## Registered Office

Beaufort House  
51 New North Road  
Exeter EX4 4EP  
Telephone: 01392 477 500

## Company Number

07142153

## Structured Products Investment Manager

Investec Structured Products  
2 Gresham Street  
London EC2V 7QP  
Telephone: 020 7597 4000  
Website: [www.investecstructuredproducts.com](http://www.investecstructuredproducts.com)

## Venture Capital Investments Manager

Calculus Capital Limited  
104 Park Street  
London W1K 6NF  
Telephone: 020 7493 4940  
Website: [www.calculuscapital.com](http://www.calculuscapital.com)

## Fund Administrator and Company Secretary

Capita Sinclair Henderson Limited  
(Trading as Capita Asset Services)  
Beaufort House  
51 New North Road  
Exeter EX4 4EP

## Auditor

Grant Thornton UK LLP  
30 Finsbury Square  
London EC2P 2YU

## Sponsor and Broker

Nplus1 Singer Advisory LLP  
One Hanover Street  
London W1S 1YZ

## Registrars

Capita Asset Services  
The Registry  
34 Beckenham Road  
Beckenham  
Kent BR3 4TU  
Telephone: 0871 664 0300

(Calls cost 10p per minute plus network extras.  
Lines are open Monday to Friday 9.00 am to 5.30 pm)

# Notes

# Notes





Investec Structured Products is a trading name of Investec Bank plc, registered address 2 Gresham Street, London EC2V 7QP. Investec Bank plc is authorised by the Prudential Regulation Authority and regulated by the Financial Conduct Authority and the Prudential Regulation Authority. Registered under Financial Conduct Authority No. 172330.

Calculus Capital Limited, registered address 104 Park Street, London W1K 6NF, is authorised and regulated by the Financial Conduct Authority. Registered under Financial Conduct Authority No. 190854.